

Hydraulic Hoses



Hydraulic Hoses

GSIH EU220

Hydraulic Hoses Catalogue

© Intertraco (Italia) S.p.A.

The data reported in this catalogue are not binding. Intertraco (Italia) S.p.A. reserves the right to change specifications without notice.

HOSE SELECTION CHART BY MAXIMUM WORKING PRESSURE - BAR

	hose size	Intertraco hose type	hose standard
WIRE BRAID HOSE RANGE	-04 / -16	BRIDGESTONE R1K	-
	-04 / -16	BRIDGESTONE R2K	-
	-03 / -48	Flexit 1T	EN 853 1SN / SAE 100 R1AT
	-03 / -48	Flexit 2T	EN 853 2SN / SAE 100 R2AT
	-04 / -32	Flexit HT1	EN 853 1SN / SAE 100 R1AT
	-04 / -32	Flexit HT2	EN 853 2SN / SAE 100 R2AT
	-04 / -16	Flexit SC117	EN 857 1SC (all sizes) / SAE 100 R17 (sizes -04 / -08)
	-04 / -20	Flexit SK117	meets or exceeds EN 857 1SC (all sizes) / SAE 100 R17 (sizes -04 / -08)
	-04 / -48	Flexit SC216	EN 857 2SC / SAE 100 R16
	-04 / -20	Flexit SK216	exceeds EN 857 2SC (all sizes) / SAE 100 R17 (sizes -10 / -16)
	-04 / -16	Flexit SK119-SK219	meets or exceeds SAE 100 R19
	-06 / -16	Flexit 3T	forestry hose
	-03 / -08	Flexit PT	pilot hose
	-04 / -06	Flexit JF10K	high pressure hose for static Jack application
	-12 / -64	Flexit XF-R4	SAE 100 R4
	R-04 / R-32*	Flexit R5	SAE 100 R5
	-04 / -16	Flexit EZ-Lock	SAE 100 R6
	-03 / -16	Flexit T7	meets or exceeds ISO 3949 R7 and SAE 100 R7
	-02 / -08	Flexit T8	meets or exceeds ISO 3949 R8 and SAE 100 R8
	-02 / -16	Flexit T14	-
	-03 / -08	Flexit T18	meets or exceeds ISO 3949 R18 and SAE 100 R18
	-04 / -08	Flexit JW1K	jet wash hose
-04 / -08	Flexit JW2K	jet wash hose	
WIRE SPIRAL HOSE RANGE	-10 / -40	BRIDGESTONE 4ST	exceeds EN 856 4SH (sizes -20 / -32)
	-06 / -20	BRIDGESTONE 4ST+	exceeds SAE 100 R15
	-20 / -40	BRIDGESTONE 6ST	exceeds SAE 100 R15
	-12 / 20	BRIDGESTONE HST	special hose for hydrostatic transmissions
	-04 / -32	Flexit SHP	meets or exceeds EN 856 4SP (sizes -04 / -16) and SAE 100 R12 (sizes -06 / -32)
	-10 / -32	Flexit H4	EN 856 4SH
	-10 / -48	Flexit F5000	ISO 18752 - class 350 (all sizes) / SAE 100 R13 and EN 856 R13 (size -16 and -32)
	-06 / -32	Flexit F6000	SAE 100 R15 / ISO 18752 - class 420
	-04 / -16	Flexit WB1	waterblast hose
	-06 / -12	Flexit WB2	waterblast hose
	-06 / -12	Flexit WB3	waterblast hose

maximum working pressure - bar															
ø mm	3	5	6	8	10	12	16	19	25	31	38	51	63	76	102
ø inch	1/8"	3/16"	1/4"	5/16"	3/8"	1/2"	5/8"	3/4"	1"	1.1/4"	1.1/2"	2"	2.1/2"	3"	4"
size	-02	-03	-04	-05	-06	-08	-10	-12	-16	-20	-24	-32	-40	-48	-64
			250		210	180	150	140	120						
			420	380	350	350	250	250	210						
		250	225	215	180	160	130	105	88	63	50	40	40	35	
		415	400	350	330	275	250	215	165	125	90	80	69	50	
			225	215	180	160	130	105	88	63	50	40			
			400	350	330	275	250	215	165	125	90	80			
			225	215	210	210	140	105	88						
			290	250	230	210	140	105	88	100					
			400	350	350	280	250	250	165		100	90	70	70	
			450	420	385	350	290	280	230	175					
			290		350	280	290	280	280						
					500	470	375	310							
		125	125	125	125	125									
			700		700										
								21	17	14	10	7	5	5	5
			210	210	155	140	122	105	56	43	35	24			
			28	28	28	28	24	21	20						
		210	200	190	175	140	105	90	70						
	420	350	350	325	280	245									
	275	200	175	150	135	120	100	90	65						
		250	250	250	250	210									
			250	250	250	250									
			400	400	400	400									
							350	350	350	350	300	250	140		
					450	420	420	420	420	420					
					450	420	420	350							
								500	500	500					
			450		450	420	350	350	320	210	210	210			
							450	420	380	350	300	250			
							380	380	350	350	350	350	350	350	350
					420	420	420	420	420	420	420	420			
			800		800	800		700	700						
					1250	1100		1000							
					1400	1450		1350							

KEY: 210 bar / 3000 psi 280 bar / 4000 psi 350 bar / 5000 psi 420 bar / 6000 psi

HOSE SELECTION CHART BY MAXIMUM WORKING PRESSURE - PSI

	hose size	Intertraco hose type	hose standard
WIRE BRAID HOSE RANGE	-04 / -16	BRIDGESTONE R1K	-
	-04 / -16	BRIDGESTONE R2K	-
	-03 / -48	Flexit 1T	EN 853 1SN / SAE 100 R1AT
	-03 / -48	Flexit 2T	EN 853 2SN / SAE 100 R2AT
	-04 / -32	Flexit HT1	EN 853 1SN / SAE 100 R1AT
	-04 / -32	Flexit HT2	EN 853 2SN / SAE 100 R2AT
	-04 / -16	Flexit SC117	EN 857 1SC (all sizes) / SAE 100 R17 (sizes -04 / -08)
	-04 / -20	Flexit SK117	meets or exceeds EN 857 1SC (all sizes) / SAE 100 R17 (sizes -04 / -08)
	-04 / -48	Flexit SC216	EN 857 2SC / SAE 100 R16
	-04 / -20	Flexit SK216	exceeds EN 857 2SC (all sizes) / SAE 100 R17 (sizes -10 / -16)
	-04 / -16	Flexit SK119-SK219	meets or exceeds SAE 100 R19
	-06 / -16	Flexit 3T	three wire braid compact hose
	-03 / -08	Flexit PT	pilot hose
	-04 / -06	Flexit JF10K	high pressure hose for static Jack application
	-12 / -64	Flexit XF-R4	SAE 100 R4
	R-04 / R-32*	Flexit R5	SAE 100 R5
	-04 / -16	Flexit EZ-Lock	SAE 100 R6
	-03 / -16	Flexit T7	meets or exceeds ISO 3949 R7 and SAE 100 R7
	-02 / -08	Flexit T8	meets or exceeds ISO 3949 R8 and SAE 100 R8
	-02 / -16	Flexit T14	-
	-03 / -08	Flexit T18	meets or exceeds ISO 3949 R18 and SAE 100 R18
	-04 / -08	Flexit JW1K	jet wash hose
-04 / -08	Flexit JW2K	jet wash hose	
WIRE SPIRAL HOSE RANGE	-10 / -40	BRIDGESTONE 4ST	exceeds EN 856 4SH (sizes -20 / -32)
	-06 / -20	BRIDGESTONE 4ST+	exceeds SAE 100 R15
	-20 / -40	BRIDGESTONE 6ST	exceeds SAE 100 R15
	-12 / 20	BRIDGESTONE HST	special hose for hydrostatic transmissions
	-04 / -32	Flexit SHP	meets or exceeds EN 856 4SP (sizes -04 / -16) and SAE 100 R12 (sizes -06 / -32)
	-10 / -32	Flexit H4	EN 856 4SH
	-10 / -48	Flexit F5000	ISO 18752 - class 350 (all sizes) / SAE 100 R13 and EN 856 R13 (size -16 and -32)
	-06 / -32	Flexit F6000	SAE 100 R15 / ISO 18752 - class 420
	-04 / -16	Flexit WB1	waterblast hose
	-06 / -12	Flexit WB2	waterblast hose
	-06 / -12	Flexit WB3	waterblast hose

* R5 hoses follow different nominal bore

maximum working pressure - psi															
ø mm	3	5	6	8	10	12	16	19	25	31	38	51	63	76	102
ø inch	1/8"	3/16"	1/4"	5/16"	3/8"	1/2"	5/8"	3/4"	1"	1.1/4"	1.1/2"	2"	2.1/2"	3"	4"
size	-02	-03	-04	-05	-06	-08	-10	-12	-16	-20	-24	-32	-40	-48	-64
			3600		3000	2600	2200	2000	1750						
			6000	5500	5000	5000	3600	3600	3000						
		3600	3250	3100	2600	2300	1900	1500	1250	920	725	580	580	500	
		6000	5800	5000	4800	4000	3600	3100	2400	1800	1300	1150	1000	725	
			3250	3100	2600	2300	1900	1500	1250	920	725	580			
			5800	5000	4800	4000	3600	3100	2400	1800	1300	1150			
			3250	3100	3000	3000	2000	1500	1250						
			4200	3600	3300	3000	2000	1500	1250	1430					
			5800	5000	5000	4000	3600	3600	2400		1450	1300	1000	1000	
			6500	6000	5500	5000	4200	4000	3300	2540					
			4200		5000	4000	4200	4200	4200						
					7200	6800	5400	4500							
		1800	1800	1800	1800	1800									
			10000		10000										
								300	250	200	150	100	70	70	70
			3000	3000	2250	2000	1750	1500	800	625	500	350			
			400	400	400	400	350	300	290						
		3000	2900	2750	2500	2000	1500	1300	1000						
	6000	5000	5000	4700	4000	3500									
	4000	2900	2500	2200	2000	1750	1450	1300	950						
		3600	3600	3600	3600	3000									
			3600	3600	3600	3600									
			5800	5800	5800	5800									
							5000	5000	5000	5000	4350	3600	2000		
					6500	6000	6000	6000	6000	6000					
					6500	6000	6000	5000							
								7250	7250	7250					
			6500		6500	6000	5000	5000	4600	3000	3000	3000			
							6500	6000	5500	5000	4300	3600			
							5500	5500	5000	5000	5000	5000	5000	5000	5000
					6000	6000	6000	6000	6000	6000	6000	6000			
			11500		11500	11500		10000	10000						
					18000	16000		14500							
					20000	21000		19500							

KEY: 210 bar / 3000 psi 280 bar / 4000 psi 350 bar / 5000 psi 420 bar / 6000 psi



WARNING

Intertraco products are part of an engineered hose and fittings system which must be assembled and used in accordance with Intertraco instructions and limitations.

Intertraco hoses must be used for applications in accordance with the international standards SAE, ISO, EN, DIN, BS, UNI and in accordance to specific Intertraco instructions. Any other use is strictly prohibited.

Intertraco hose assemblies, covered by DNV and ABS certifications, must be used in accordance with these standards.

Any other use is strictly prohibited.

Failure to follow Intertraco instructions and limitations could lead to premature hose or hose assemblies failure resulting in property damage, serious injury or death.

Intertraco's limited warranty shall apply only if the customer uses hose and couplings specifically engineered and produced to Intertraco process specifications.

Intertraco disclaims any responsibility or liability for any hose assembly not produced from genuine Intertraco hose and couplings, in conformance with Intertraco process specifications for each specific hose assembly.

Intertraco does not identify all the end users of its products so that cannot distribute to these end users the product safety and use information.

Therefore, we must rely on the sellers and distributors of Intertraco products to provide a copy of this warning and precautions to all the end users.

It is not allowed to select or use hose and couplings without reading this warning, the precautions on the pages 42 - 43 - 44 and the specific instructions contained into hose data sheets.

When selecting a compatible fitting series please always make reference to the Intertraco hose and fittings compatibility chart and assembling instructions.

For fittings details please make reference to Intertraco fittings catalogues.

Please refer to our crimping chart for more detailed application data.

	compound	application	reinforcement	code	description	page	
BRIDGESTONE	Rubber	Hydraulics	Wire braid	Bridgestone R1K	One wire braid compact hose	8	
				Bridgestone R2K	Two wire braid compact hose	9	
			Wire spiral	Bridgestone 4ST	Four wire spiral thin cover hose	10	
				Bridgestone 4ST+	Four wire spiral thin cover hose	11	
				Bridgestone 6ST	Six wire spiral thin cover hose	12	
				Bridgestone HST	Four and six wire spiral thin cover hose	13	
Flexit	Rubber	Hydraulics	Wire braid	FlexIT 1T	One wire braid hose	14	
				FlexIT 2T	Two wire braid hose	15	
				FlexIT HT1	One wire braid high temperature hose	16	
				FlexIT HT2	Two wire braid high temperature hose	17	
				FlexIT SC117	One wire braid compact hose	18	
				FlexIT SK117	One wire braid compact hose	19	
				FlexIT SC216	Two wire braid compact hose	20	
				FlexIT SK216	Two wire braid compact hose	21	
				FlexIT SK119-SK219	One or two wire braid compact hose	22	
				FlexIT 3T	Three wire braid compact hose	23	
				FlexIT PT	One wire braid hose	24	
				FlexIT JF10K	Two wire braid compact hose	25	
				Wire spiral	FlexIT SHP	Four wire spiral hose	26
					FlexIT H4	Four wire spiral hose	27
					FlexIT F5000	Four or six wire spiral hose	28
		FlexIT F6000	Four or six wire spiral hose		29		
		Textile	FlexIT XF-R4		One helical wire and two textile braid hose	30	
			FlexIT R5	One textile and one wire braid hose	31		
			FlexIT EZ-Lock	Push-on hose	32		
		Power-wash	Wire braid	FlexIT JW1K	One wire braid hose	33	
				FlexIT JW2K	Two wire braid hose	34	
		Waterblast	Wire spiral	FlexIT WB1	Four wire spiral hose	35	
				FlexIT WB2	Four wire spiral hose	36	
				FlexIT WB3	Four or six wire spiral hose	37	
		PTFE	Hydraulics / others	Wire braid	FlexIT T14	One wire braid hose	38
		Thermo-plastic	Hydraulics / others	Textile	FlexIT T7	Two textile braid hose	39
					FlexIT T8	Two textile braid hose	40
					FlexIT T18	Two textile braid hose	41

BRIDGESTONE R1K

One wire braid compact hose

APPLICATIONS

hydraulic oils, both mineral and biological;
polyglycol base oils, water/oil emulsions, water



HYDRAULICS
WIRE BRAID
WIRE SPIRAL



hose type	ø hose			reinforcement diameter		outside diameter		working pressure		burst pressure		bend radius		weight	
	dn	inch	size	mm	in	mm	in	bar	psi	bar	psi	mm	in	kg/m	lb/ft
R1K-04	6	1/4"	04	10,1	0,40	11,9	0,47	250	3600	1000	14400	50	1,97	0,20	0,13
R1K-06	10	3/8"	06	14,1	0,56	16,7	0,66	210	3000	840	12000	60	2,36	0,33	0,22
R1K-08	12	1/2"	08	16,4	0,65	19,0	0,75	180	2600	720	10000	65	2,56	0,35	0,23
R1K-10	16	5/8"	10	21,4	0,84	23,5	0,93	150	2200	600	9000	80	3,15	0,52	0,35
R1K-12	19	3/4"	12	23,9	0,94	26,3	1,04	140	2000	560	8000	100	3,94	0,59	0,40
R1K-16	25	1"	16	31,0	1,22	34,0	1,34	120	1750	480	7000	150	5,90	0,90	0,60

Hydraulic oils: -40 °C to +100 °C (-40 °F to +212 °F) - occasional peaks up to +120 °C (+248 °F)

COMPATIBILITY CHART BETWEEN THIS HOSE AND INTERTRACO APPROVED FITTINGS


fitting type	assembling style	-03	-04	--	-06	-08	-10	-12	-16	-20	-24	-32	-40	-48	
1 PIECE 	● No skive	K													
2 PIECE 	● No skive	B + SCX0T													

BRIDGESTONE R2K

Two wire braid compact hose

APPLICATIONS

hydraulic oils, both mineral and biological;
polyglycol base oils, water/oil emulsions, water



HYDRAULICS

WIRE BRAID



WIRE SPIRAL

hose type	ø hose			reinforcement diameter		outside diameter		working pressure		burst pressure		bend radius		weight	
	dn	inch	size	mm	in	mm	in	bar	psi	bar	psi	mm	in	kg/m	lb/ft
R2K+04*	6	1/4"	04	12,7	0,50	14,9	0,59	420	6000	1680	24000	50	1,97	0,38	0,25
R2K-05	8	5/16"	05	12,8	0,50	14,5	0,57	380	5500	1520	22000	60	2,36	0,34	0,23
R2K-06	10	3/8"	06	15,3	0,60	17,2	0,68	350	5000	1400	20000	70	2,76	0,43	0,29
R2K+08*	12	1/2"	08	19,1	0,75	20,9	0,82	350	5000	1400	20000	90	3,54	0,60	0,40
R2K-10	16	5/8"	10	22,7	0,89	24,9	0,98	250	3600	1000	14400	100	3,94	0,74	0,50
R2K-12	19	3/4"	12	26,2	1,03	28,7	1,13	250	3600	1000	14400	120	4,72	0,92	0,62
R2K-16	25	1"	16	33,3	1,31	35,8	1,41	210	3000	840	12000	190	7,48	1,25	0,84

* II series

Hydraulic oils: -40 °C to +100 °C (-40 °F to +212 °F) - occasional peaks up to +120 °C (+248 °F)

COMPATIBILITY CHART BETWEEN THIS HOSE AND INTERTRACO APPROVED FITTINGS

fitting type	assembling style	-03	-04	-05	-06	-08	-10	-12	-16	-20	-24	-32	-40	-48	
1 PIECE 	● No skive	K													
2 PIECE 	● No skive	B + SN03T													

BRIDGESTONE 4ST

Four wire spiral thin cover hose

exceeds EN 856 4SH (sizes -20 / -32)


APPLICATIONS

High pressure hydraulic system for use with hydraulic oils, both mineral and biological, polyglycol base oils, water-oil emulsions, water

HYDRAULICS

WIRE BRAID



WIRE SPIRAL



hose type	ø hose			reinforcement diameter		outside diameter		working pressure		burst pressure		bend radius		weight	
	dn	inch	size	mm	in	mm	in	bar	psi	bar	psi	mm	in	kg/m	lb/ft
4ST-10	16	5/8"	10	24,4	0,96	26,4	1,04	350	5000	1400	20000	140	5,51	1,00	0,67
4ST-12	19	3/4"	12	27,0	1,06	29,0	1,14	350	5000	1400	20000	170	6,69	1,09	0,73
4ST-16	25	1"	16	34,6	1,36	36,6	1,44	350	5000	1400	20000	220	8,66	1,95	1,31
4ST-20	31	1.1/4"	20	41,9	1,65	45,0	1,77	350	5000	1400	20000	230	9,06	2,49	1,67
4ST-24	38	1.1/2"	24	48,8	1,92	52,0	2,05	300	4350	1200	17400	280	11,02	3,03	2,04
4ST-32	51	2"	32	63,2	2,49	66,5	2,62	250	3600	1000	14400	315	12,40	4,43	2,98
4ST-40	63	2.1/2"	40	76,8	3,02	82,4	3,24	140	2000	560	8000	700	27,56	5,51	3,70

Hydraulic oils: -40 °C to +121 °C (-40 °F to +250 °F) - occasional peaks up to +125 °C (+257 °F)

COMPATIBILITY CHART BETWEEN THIS HOSE AND INTERTRACO APPROVED FITTINGS

fitting type	assembling style	-03	-04	-05	-06	-08	-10	-12	-16	-20	-24	-32	-40	-48
1 PIECE 	● No skive									J				
	■ External skive									X			J	
2 PIECE 	● No skive									B + S312T				
	■ External skive									B + S0420				
	▲ Interlock										I + S004I			


BRIDGESTONE 4ST+

Four wire spiral thin cover hose

exceeds SAE 100 R15

APPLICATIONS

High pressure hydraulic system with extreme high pressure peaks for use with hydraulic oils, both mineral and biological, polyglycol base oils, water-oil emulsions, water



HYDRAULICS

WIRE BRAID



WIRE SPIRAL

hose type	ø hose			reinforcement diameter		outside diameter		working pressure		burst pressure		bend radius		weight	
	dn	inch	size	mm	in	mm	in	bar	psi	bar	psi	mm	in	kg/m	lb/ft
4ST+06	10	3/8"	06	17,2	0,68	19,9	0,78	450	6500	1800	26000	100	3,94	0,71	0,48
4ST+08	12	1/2"	08	20,0	0,79	22,2	0,87	420	6000	1680	24000	110	4,33	0,76	0,51
4ST+10	16	5/8"	10	24,4	0,96	26,4	1,04	420	6000	1680	24000	140	5,51	1,00	0,67
4ST+12	19	3/4"	12	28,2	1,11	30,1	1,19	420	6000	1680	24000	170	6,69	1,47	0,99
4ST+16	25	1"	16	34,6	1,36	36,6	1,44	420	6000	1680	24000	220	8,66	1,95	1,31
4ST+20*	31	1.1/4"	20	41,9	1,65	45,0	1,77	420	6000	1680	24000	380	14,96	2,49	1,67

* special hose

Hydraulic oils: -40 °C to +121 °C (-40 °F to +250 °F) - occasional peaks up to +125 °C (+257 °F)

COMPATIBILITY CHART BETWEEN THIS HOSE AND INTERTRACO APPROVED FITTINGS

fitting type	assembling style	-03	-04	-05	-06	-08	-10	-12	-16	-20	-24	-32	-40	-48
1 PIECE 	● No skive							J						
	■ External skive								X					
2 PIECE 	● No skive							B + S312T						
	■ External skive							B + S0420						
	▲ Interlock							I + S004I						

BRIDGESTONE 6ST

Six wire spiral thin cover hose

exceeds SAE 100 R15

APPLICATIONS

High pressure hydraulic system with extreme high pressure peaks for use with hydraulic oils, both mineral and biological, polyglycol base oils, water-oil emulsions, water

HYDRAULICS

WIRE BRAID

WIRE SPIRAL





hose type	ø hose			reinforcement diameter		outside diameter		working pressure		burst pressure		bend radius		weight	
	dn	inch	size	mm	in	mm	in	bar	psi	bar	psi	mm	in	kg/m	lb/ft
6ST-20	31	1.1/4"	20	44,4	1,75	47,4	1,87	450	6500	1800	26000	300	11,81	3,59	2,41
6ST-24	38	1.1/2"	24	52,5	2,07	55,5	2,19	420	6000	1680	24000	350	13,78	4,42	2,97
6ST-32	51	2"	32	66,9	2,63	71,5	2,82	420	6000	1680	24000	395	15,55	7,29	4,90
6ST-40*	63	2.1/2"	40	81,9	3,22	87,6	3,45	350	5000	1400	20000	800	31,50	9,15	6,15

* special hose

Hydraulic oils: -40 °C to +121 °C (-40 °F to +250 °F) - occasional peaks up to +125 °C (+257 °F)

COMPATIBILITY CHART BETWEEN THIS HOSE AND INTERTRACO APPROVED FITTINGS


fitting type	assembling style	-03	-04	-05	-06	-08	-10	-12	-16	-20	-24	-32	-40	-48
1 PIECE 	● No skive										H	HLZ		
	■ External skive										X			
2 PIECE 	▲ Interlock												I + S006I	

BRIDGESTONE HST SPECIAL HOSE FOR HYDROSTATIC TRASMISSION

Four and six wire spiral thin cover hose

APPLICATIONS

High pressure hydraulic system for using; mineral oils, biological type oils, water-oil emulsions, water




HYDRAULICS
WIRE BRAID
WIRE SPIRAL

hose type	ø hose			reinforcement diameter		outside diameter		working pressure		burst pressure		bend radius		weight	
	dn	inch	size	mm	in	mm	in	bar	psi	bar	psi	mm	in	kg/m	lb/ft
HST-12	19	3/4"	12	28,3	1,11	31,0	1,22	500	7250	2000	29000	240	9,45	1,55	1,04
HST-16	25	1"	16	35,4	1,39	37,4	1,47	500	7250	2000	29000	330	12,99	2,04	1,37
HST-20	31	1.1/4"	20	44,4	1,75	47,4	1,87	500	7250	2000	29000	350	13,78	3,57	2,40

Hydraulic oils: -40 °C to +100 °C (-40 °F to +212 °F)

COMPATIBILITY CHART BETWEEN THIS HOSE AND INTERTRACO APPROVED FITTINGS

fitting type	assembling style	-03	-04	-05	-06	-08	-10	-12	-16	-20	-24	-32	-40	-48
2 PIECE 	▲ Interlock								S + S004I	S+ S006I				

Flexit 1T

One wire braid hose

EN 853 1SN / SAE 100 R1AT

APPLICATIONS

hydraulic oils, both mineral and biological;
polyglycol base oils, water/oil emulsions, water

HYDRAULICS


WIRE BRAID

WIRE SPIRAL

TEXTILE

POWER-WASH



WATERBLAST



hose type	ø hose			reinforcement diameter		outside diameter		working pressure		burst pressure		bend radius		weight	
	dn	inch	size	mm	in	mm	in	bar	psi	bar	psi	mm	in	kg/m	lb/ft
1SN-03	5	3/16"	03	9,6	0,38	11,6	0,46	250	3600	1000	14400	90	3,54	0,18	0,12
1SN-04	6	1/4"	04	11,1	0,44	13,2	0,52	225	3250	900	13000	100	3,94	0,21	0,14
1SN-05	8	5/16"	05	12,7	0,50	14,5	0,57	215	3100	860	12400	115	4,53	0,24	0,16
1SN-06	10	3/8"	06	15,1	0,59	17,2	0,68	180	2600	720	10400	125	4,92	0,33	0,22
1SN-08	12	1/2"	08	18,0	0,71	20,4	0,80	160	2300	640	9200	180	7,09	0,41	0,28
1SN-10	16	5/8"	10	21,2	0,84	23,5	0,93	130	1900	520	7600	200	7,87	0,45	0,30
1SN-12	19	3/4"	12	25,2	0,99	27,5	1,08	105	1500	420	6000	240	9,45	0,58	0,39
1SN-16	25	1"	16	33,1	1,30	35,4	1,39	88	1250	352	5000	300	11,81	0,88	0,59
1SN-20	31	1.1/4"	20	40,2	1,58	43,5	1,71	63	920	252	3680	420	16,54	1,23	0,83
1SN-24	38	1.1/2"	24	46,7	1,84	50,0	1,97	50	725	200	2900	500	19,69	1,51	1,01
1SN-32	51	2"	32	60,2	2,37	63,6	2,50	40	580	160	2320	630	24,80	1,97	1,32
1SN-40	63	2.1/2"	40	73,0	2,87	76,5	3,01	40	580	160	2320	760	29,92	2,54	1,71
1SN-48	76	3"	48	85,0	3,34	88,5	3,48	35	500	140	2000	900	35,43	2,71	1,82

Hydraulic oils: -40 °C to +100 °C (-40 °F to +212 °F) - occasional peaks up to +125 °C (+257 °F)

COMPATIBILITY CHART BETWEEN THIS HOSE AND INTERTRACO APPROVED FITTINGS

fitting type	assembling style	-03	-04	-05	-06	-08	-10	-12	-16	-20	-24	-32	-40	-48
1 PIECE 	● No skive													
	● No skive													
2 PIECE 	● No skive													
	● No skive													
	■ External skive													


Flexit 2T

Two wire braid hose

EN 853 2SN / SAE 100 R2AT

APPLICATIONS

hydraulic oils, both mineral and biological;
polyglycol base oils, water/oil emulsions, water



HYDRAULICS

WIRE BRAID

WIRE SPIRAL
TEXTILE



POWER-WASH

WATERBLAST

hose type	ø hose			reinforcement diameter		outside diameter		working pressure		burst pressure		bend radius		weight	
	dn	inch	size	mm	in	mm	in	bar	psi	bar	psi	mm	in	kg/m	lb/ft
2SN-03	5	3/16"	03	11,1	0,44	13,4	0,53	415	6000	1660	24000	90	3,54	0,33	0,22
2SN-04	6	1/4"	04	12,7	0,50	15,0	0,59	400	5800	1600	23200	100	3,94	0,33	0,22
2SN-05	8	5/16"	05	14,3	0,56	16,4	0,65	350	5000	1400	20000	115	4,53	0,39	0,26
2SN-06	10	3/8"	06	16,7	0,66	18,8	0,74	330	4800	1320	19200	125	4,92	0,50	0,34
2SN-08	12	1/2"	08	19,8	0,78	22,2	0,87	275	4000	1100	16000	180	7,09	0,59	0,40
2SN-10	16	5/8"	10	23,0	0,91	25,2	0,99	250	3600	1000	14400	200	7,87	0,71	0,48
2SN-12	19	3/4"	12	27,0	1,06	29,3	1,15	215	3100	860	12400	240	9,45	0,86	0,58
2SN-16	25	1"	16	34,9	1,37	37,2	1,47	165	2400	660	9600	300	11,81	1,28	0,86
2SN-20	31	1.1/4"	20	44,5	1,75	47,3	1,86	125	1800	500	7200	420	16,54	2,02	1,36
2SN-24	38	1.1/2"	24	50,8	2,00	53,7	2,11	90	1300	360	5200	500	19,69	2,23	1,50
2SN-32	51	2"	32	63,5	2,50	66,7	2,63	80	1150	320	4600	630	24,80	2,85	1,92
2SN-40	63	2.1/2"	40	75,8	2,98	79,3	3,12	69	1000	276	4000	760	29,92	3,81	2,56
2SN-48	76	3"	48	87,8	3,46	91,3	3,59	50	725	200	2900	900	35,43	4,04	2,71

Hydraulic oils: -40 °C to +100 °C (-40 °F to +212 °F) - occasional peaks up to +125 °C (+257 °F)

COMPATIBILITY CHART BETWEEN THIS HOSE AND INTERTRACO APPROVED FITTINGS

fitting type	assembling style	-03	-04	-05	-06	-08	-10	-12	-16	-20	-24	-32	-40	-48
1 PIECE 	● No skive					K								
	● No skive									J				
2 PIECE 	● No skive					B + SN03T								
	■ External skive					B + S0420								

Flexit HT1

One wire braid high temperature hose

EN 853 1SN / SAE 100 R1AT

APPLICATIONS

hydraulic oils, both mineral and biological; polyglycol base oils, water/oil emulsions, water

HYDRAULICS


WIRE BRAID

WIRE SPIRAL

TEXTILE

POWER-WASH



WATERBLAST



hose type	ø hose			reinforcement diameter		outside diameter		working pressure		burst pressure		bend radius		weight	
	dn	inch	size	mm	in	mm	in	bar	psi	bar	psi	mm	in	kg/m	lb/ft
HT1-04	6	1/4"	04	11,1	0,44	13,2	0,52	225	3250	900	13000	100	3,94	0,21	0,14
HT1-05	8	5/16"	05	12,7	0,50	14,5	0,51	215	3100	860	12400	115	4,53	0,24	0,16
HT1-06	10	3/8"	06	15,1	0,59	17,2	0,68	180	2600	720	10400	125	4,92	0,33	0,22
HT1-08	12	1/2"	08	18,0	0,71	20,4	0,80	160	2300	640	9200	180	7,09	0,41	0,28
HT1-10	16	5/8"	10	21,2	0,84	23,5	0,93	130	1900	520	7600	200	7,87	0,45	0,30
HT1-12	19	3/4"	12	25,2	0,99	27,5	1,08	105	1500	420	6000	240	9,45	0,58	0,39
HT1-16	25	1"	16	33,1	1,30	35,4	1,39	88	1250	352	5000	300	11,81	0,88	0,59
HT1-20	31	1.1/4"	20	40,2	1,58	43,5	1,71	63	920	252	3680	420	16,54	1,23	0,83
HT1-24	38	1.1/2"	24	46,7	1,84	50,0	1,97	50	725	200	2900	500	19,69	1,51	1,01
HT1-32	51	2"	32	60,2	2,37	63,6	2,50	40	580	160	2320	630	24,80	1,97	1,32

Hydraulic oils: -40 °C to +135 °C (-40 °F to +275 °F) - occasional peaks up to +150 °C (+302 °F)

COMPATIBILITY CHART BETWEEN THIS HOSE AND INTERTRACO APPROVED FITTINGS

fitting type	assembling style	-03	-04	-05	-06	-08	-10	-12	-16	-20	-24	-32	-40	-48
1 PIECE 	● No skive					K								
	● No skive					J								
2 PIECE 	● No skive					B + SN03T								
	■ External skive					B + S0210								


Flexit HT2

Two wire braid high temperature hose

EN 853 2SN / SAE 100 R2AT

APPLICATIONS

hydraulic oils, both mineral and biological;
polyglycol base oils, water/oil emulsions, water



HYDRAULICS

WIRE BRAID

WIRE SPIRAL
TEXTILE



POWER-WASH

WATERBLAST

hose type	ø hose			reinforcement diameter		outside diameter		working pressure		burst pressure		bend radius		weight	
	dn	inch	size	mm	in	mm	in	bar	psi	bar	psi	mm	in	kg/m	lb/ft
HT2-04	6	1/4"	04	12,7	0,50	15,0	0,59	400	5800	1600	23200	100	3,94	0,33	0,22
HT2-05	8	5/16"	05	14,3	0,56	16,4	0,65	350	5000	1400	20000	115	4,53	0,39	0,26
HT2-06	10	3/8"	06	16,7	0,66	18,8	0,70	330	4800	1320	19200	125	4,92	0,50	0,34
HT2-08	12	1/2"	08	19,8	0,78	22,2	0,87	275	4000	1100	16000	180	7,09	0,59	0,40
HT2-10	16	5/8"	10	23,0	0,91	25,2	0,99	250	3600	1000	14400	200	7,87	0,71	0,48
HT2-12	19	3/4"	12	27,0	1,06	29,3	1,15	215	3100	860	12400	240	9,45	0,86	0,58
HT2-16	25	1"	16	34,9	1,37	37,2	1,47	165	2400	660	9600	300	11,81	1,28	0,86
HT2-20	31	1.1/4"	20	44,5	1,75	47,3	1,86	125	1800	500	7200	420	16,54	2,02	1,36
HT2-24	38	1.1/2"	24	50,8	2,00	53,7	2,11	90	1300	360	5200	500	19,69	2,23	1,50
HT2-32	51	2"	32	63,5	2,50	66,7	2,63	80	1150	320	4600	630	24,80	2,85	1,92

Hydraulic oils: -40 °C to +135 °C (-40 °F to +275 °F) - occasional peaks up to +150 °C (+302 °F)

COMPATIBILITY CHART BETWEEN THIS HOSE AND INTERTRACO APPROVED FITTINGS

fitting type	assembling style	-03	-04	-05	-06	-08	-10	-12	-16	-20	-24	-32	-40	-48
1 PIECE 	● No skive													
	● No skive													
2 PIECE 	■ External skive													
	■ External skive													
	■ External skive													

Flexit SC117

One wire braid compact hose

EN 857 1SC (all sizes)

SAE 100 R17 (sizes -04 / -08)

APPLICATIONS

hydraulic oils, both mineral and biological;
polyglycol base oils, water/oil emulsions, water

HYDRAULICS

WIRE BRAID

WIRE SPIRAL

TEXTILE

POWER-WASH



WATERBLAST



hose type	ø hose			medium reinforcement diameter		max outside diameter		working pressure		burst pressure		bend radius		weight	
	dn	inch	size	mm	in	mm	in	bar	psi	bar	psi	mm	in	kg/m	lb/ft
SC117-04	6	1/4"	04	9,9	0,39	12,2	0,48	225	3250	900	13000	50	1,97	0,16	0,11
SC117-05	8	5/16"	05	11,7	0,46	14,0	0,55	215	3100	860	12400	55	2,16	0,21	0,14
SC117-06	10	3/8"	06	13,4	0,53	16,4	0,65	210	3000	840	12000	65	2,56	0,27	0,18
SC117-08	12	1/2"	08	17,1	0,67	20,0	0,79	210	3000	840	12000	70	2,76	0,39	0,26
SC117-10	16	5/8"	10	20,3	0,80	22,7	0,89	140	2000	560	8000	150	5,91	0,39	0,26
SC117-12	19	3/4"	12	23,9	0,94	26,5	1,04	105	1500	420	6000	180	7,09	0,50	0,34
SC117-16	25	1"	16	31,3	1,23	34,0	1,34	88	1250	352	5000	230	9,06	0,78	0,52

Hydraulic oils: -40 °C to +100 °C (-40 °F to +212 °F) - occasional peaks up to +125 °C (+257 °F)

COMPATIBILITY CHART BETWEEN THIS HOSE AND INTERTRACO APPROVED FITTINGS

fitting type	assembling style	-03	-04	-05	-06	-08	-10	-12	-16	-20	-24	-32	-40	-48
1 PIECE 	● No skive	K												
2 PIECE 	● No skive	B + SCX0T												

Flexit SK117

One wire braid compact hose

meets or exceeds EN 857 1SC (all sizes)

SAE 100 R17 (sizes -04 / -08)

APPLICATIONS

hydraulic oils, both mineral and biological;
polyglycol base oils, water/oil emulsions, water



HYDRAULICS

WIRE BRAID

WIRE SPIRAL
TEXTILE



POWER-WASH

WATERBLAST

hose type	ø hose			medium reinforcement diameter		max outside diameter		working pressure		burst pressure		bend radius		weight	
	dn	inch	size	mm	in	mm	in	bar	psi	bar	psi	mm	in	kg/m	lb/ft
SK117-04	6	1/4"	04	10,4	0,41	12,7	0,50	290	4200	1160	16800	40	1,57	0,18	0,12
SK117-05	8	5/16"	05	11,5	0,45	14,2	0,56	250	3600	1000	14400	55	2,17	0,21	0,14
SK117-06	10	3/8"	06	13,6	0,54	16,6	0,65	230	3300	920	13200	65	2,56	0,28	0,18
SK117-08	12	1/2"	08	17,4	0,69	20,0	0,79	210	3000	840	12000	70	2,76	0,36	0,24
SK117-10	16	5/8"	10	20,4	0,80	23,0	0,91	140	2000	520	7600	150	5,91	0,41	0,28
SK117-12	19	3/4"	12	23,8	0,94	26,7	1,05	105	1500	420	6000	180	7,09	0,52	0,35
SK117-16	25	1"	16	31,3	1,23	34,0	1,34	88	1250	352	5000	230	9,06	0,78	0,52
SK117-20	31	1.1/4"	20	40,2	1,58	44,6	1,76	100	1430	400	5800	300	11,81	1,28	0,85

Hydraulic oils: -40 °C to +100 °C (-40 °F to +212 °F) - occasional peaks up to +125 °C (+257 °F)

COMPATIBILITY CHART BETWEEN THIS HOSE AND INTERTRACO APPROVED FITTINGS

fitting type	assembling style	-03	-04	-05	-06	-08	-10	-12	-16	-20	-24	-32	-40	-48
1 PIECE 	● No skive					K								
	● No skive				T									
2 PIECE 	● No skive									B + SN03T				
	● No skive				B + SCX0T									

Flexit SC216

Two wire braid compact hose

EN 857 2SC / SAE 100 R16

APPLICATIONS

hydraulic oils, both mineral and biological; polyglycol base oils, water/oil emulsions, water

HYDRAULICS

WIRE BRAID

WIRE SPIRAL

TEXTILE

POWER-WASH

WATERBLAST





hose type	ø hose			medium reinforcement diameter		max outside diameter		working pressure		burst pressure		bend radius		weight	
	dn	inch	size	mm	in	mm	in	bar	psi	bar	psi	mm	in	kg/m	lb/ft
SC216-04	6	1/4"	04	11,2	0,44	13,8	0,54	400	5800	1600	23200	50	1,97	0,28	0,19
SC216-05	8	5/16"	05	12,7	0,50	15,4	0,61	350	5000	1400	20000	55	2,17	0,33	0,22
SC216-06*	10	3/8"	06	15,1	0,59	17,3	0,68	350	5000	1400	20000	65	2,56	0,42	0,28
SC216-08	12	1/2"	08	18,3	0,72	20,8	0,82	280	4000	1120	16000	90	3,54	0,52	0,35
SC216-10	16	5/8"	10	21,4	0,84	24,7	0,97	250	3600	1000	14400	100	3,94	0,61	0,41
SC216-12*	19	3/4"	12	25,4	1,00	28,6	1,13	250	3600	1000	14400	120	4,72	0,79	0,53
SC216-16	25	1"	16	33,4	1,32	36,6	1,44	165	2400	660	9600	150	5,90	1,10	0,74
SC216-24	38	1.1/2"	24	47,7	1,88	51,5	2,03	100	1450	400	5800	300	11,81	1,97	1,32
SC216-32*	51	2"	32	60,4	2,38	64,5	2,54	90	1300	360	5200	400	15,75	2,49	1,67
SC216-40	63	2.1/2"	40	73,7	2,90	77,5	3,05	70	1000	280	4000	760	29,92	3,30	2,22
SC216-48	76	3"	48	89,0	3,50	92,3	3,63	70	1000	280	4000	900	35,43	3,78	2,54

* II series

Hydraulic oils: -40 °C to +100 °C (-40 °F to +212 °F) - occasional peaks up to +125 °C (+257 °F)

COMPATIBILITY CHART BETWEEN THIS HOSE AND INTERTRACO APPROVED FITTINGS

fitting type	assembling style	-03	-04	-05	-06	-08	-10	-12	-16	--	-24	-32	-40	-48
1 PIECE 	● No skive													
	● No skive													
2 PIECE 	● No skive													
	● No skive													
	■ External skive													

Flexit SK216

Two wire braid compact hose

exceeds EN 857 2SC (all sizes)

SAE 100 R17 (sizes -10 / -16)

APPLICATIONS

hydraulic oils, both mineral and biological;
polyglycol base oils, water/oil emulsions, water



HYDRAULICS

WIRE BRAID

WIRE SPIRAL

TEXTILE



POWER-WASH

WATERBLAST

hose type	ø hose			medium reinforcement diameter		max outside diameter		working pressure		burst pressure		bend radius		weight	
	dn	inch	size	mm	in	mm	in	bar	psi	bar	psi	mm	in	kg/m	lb/ft
SK216-04	6	1/4"	04	11,5	0,45	13,8	0,54	450	6500	1800	26000	45	1,77	0,29	0,19
SK216-05	8	5/16"	05	13,0	0,51	15,6	0,61	420	6000	1680	24000	60	2,36	0,34	0,23
SK216-06	10	3/8"	06	15,0	0,59	17,8	0,70	385	5500	1540	22000	70	2,76	0,44	0,30
SK216-08	12	1/2"	08	18,8	0,74	21,4	0,84	350	5000	1400	20000	90	3,54	0,54	0,36
SK216-10	16	5/8"	10	21,6	0,85	24,4	0,96	290	4200	1160	16800	100	3,94	0,63	0,42
SK216-12	19	3/4"	12	25,7	1,01	28,5	1,12	280	4000	1120	16000	120	4,72	0,84	0,56
SK216-16	25	1"	16	34,1	1,34	36,6	1,44	230	3300	920	13200	150	5,90	1,35	0,91
SK216-20	31	1.1/4"	20	40,5	1,59	44,7	1,76	175	2540	700	10200	300	11,81	1,57	1,06

Hydraulic oils: -40 °C to +100 °C (-40 °F to +212 °F) - occasional peaks up to +125 °C (+257 °F)

COMPATIBILITY CHART BETWEEN THIS HOSE AND INTERTRACO APPROVED FITTINGS

fitting type	assembling style	-03	-04	-05	-06	-08	-10	-12	-16	-20	-24	-32	-40	-48
1 PIECE 	● No skive													
	● No skive													
2 PIECE 	● No skive													
	● No skive													
	■ External skive													

Flexit SK119 - SK219

One or two wire braid compact hose

meets or exceeds SAE 100 R19

APPLICATIONS



hydraulic oils, both mineral and biological;
polyglycol base oils, water/oil emulsions, water



hose type	ø hose			medium reinforcement diameter		max outside diameter		working pressure		burst pressure		bend radius		weight	
	dn	inch	size	mm	in	mm	in	bar	psi	bar	psi	mm	in	kg/m	lb/ft
SK119-04	6	1/4"	04	10,4	0,41	12,7	0,50	290	4200	1160	16800	40	1,57	0,18	0,12
SK219-06	10	3/8"	06	15,1	0,59	17,3	0,68	350	5000	1400	20000	65	2,56	0,42	0,28
SK219-08	12	1/2"	08	18,3	0,72	20,8	0,82	280	4000	1120	16000	90	3,54	0,52	0,35
SK219-10	16	5/8"	10	21,6	0,85	24,4	0,96	290	4200	1160	16800	100	3,94	0,63	0,42
SK219-12	19	3/4"	12	25,7	1,01	28,5	1,12	280	4000	1120	16000	120	4,72	0,84	0,56
SK219-16	25	1"	16	33,3	1,31	35,5	1,40	280	4000	1120	16000	150	5,90	1,20	0,81

Hydraulic oils: -40 °C to +100 °C (-40 °F to +212 °F), occasional peaks up to +125 °C (+257 °F)
Polyglycol base oils, water-oil emulsions and water: up to +85 °C (+185 °F)

COMPATIBILITY CHART BETWEEN THIS HOSE AND INTERTRACO APPROVED FITTINGS

fitting type	assembling style	-03	-04	--	-06	-08	-10	-12	-16	-20	-24	-32	-40	-48
1 PIECE 	● No skive								K					
	● No skive								J					
2 PIECE 	● No skive								B + SN03T					
	● No skive								B + SCX0T					
	■ External skive								B + S0210					

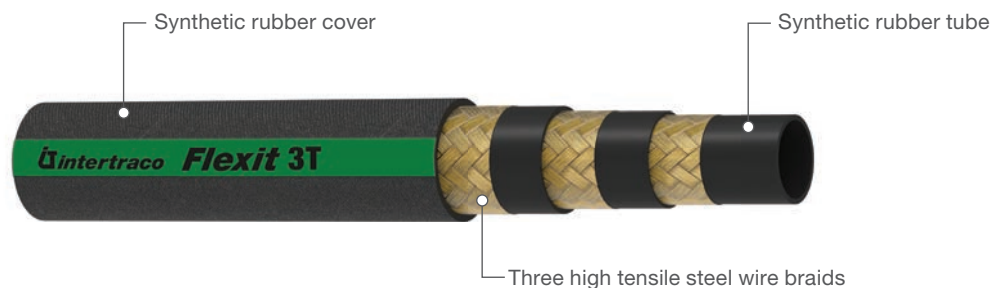
Flexit 3T

FORESTRY HOSE

Three wire braid compact hose

APPLICATIONS

hydraulic oils, both mineral and biological;
polyglycol base oils, water/oil emulsions, water



HYDRAULICS

WIRE BRAID

WIRE SPIRAL
TEXTILE



POWER-WASH

WATERBLAST

hose type	ø hose			reinforcement diameter		max outside diameter		working pressure		burst pressure		bend radius		weight	
	dn	inch	size	mm	in	mm	in	bar	psi	bar	psi	mm	in	kg/m	lb/ft
3T-06	10	3/8"	06	17,0	0,67	19,2	0,76	500	7200	2000	28800	120	4,72	0,50	0,34
3T-08	12	1/2"	08	20,2	0,80	22,4	0,88	470	6800	1880	27200	160	6,30	0,60	0,40
3T-12	19	3/4"	12	27,3	1,08	29,5	1,16	375	5400	1500	21600	260	10,24	0,85	0,57
3T-16	25	1"	16	34,2	1,35	36,4	1,43	310	4500	1240	18000	310	12,20	1,40	0,94

Hydraulic oils: -40 °C to +100 °C (-40 °F to +212 °F) - occasional peaks up to +125 °C (+257 °F)

COMPATIBILITY CHART BETWEEN THIS HOSE AND INTERTRACO APPROVED FITTINGS

fitting type	assembling style	-03	-04	-05	-06	-08	--	-12	-16	-20	-24	-32	-40	-48
1 PIECE 	● No skive								J					
2 PIECE 	● No skive								B + S312T					
	■ External skive								B + S0420					

One wire braid hose

APPLICATIONS

hydraulic oils, both mineral and biological; polyglycol base oils, water/oil emulsions, water

HYDRAULICS


WIRE BRAID

WIRE SPIRAL

TEXTILE

POWER-WASH



WATERBLAST



hose type	ø hose			reinforcement diameter		max outside diameter		working pressure		burst pressure		bend radius		weight	
	dn	inch	size	mm	in	mm	in	bar	psi	bar	psi	mm	in	kg/m	lb/ft
PT-03	5	3/16"	03	8,7	0,34	10,5	0,41	125	1800	500	7200	20	0,79	0,12	0,08
PT-04	6	1/4"	04	9,9	0,39	11,5	0,45	125	1800	500	7200	30	1,18	0,17	0,11
PT-05	8	5/16"	05	11,5	0,45	13,1	0,52	125	1800	500	7200	40	1,57	0,19	0,13
PT-06	10	3/8"	06	13,2	0,52	14,8	0,58	125	1800	500	7200	50	1,97	0,25	0,17
PT-08	12	1/2"	08	16,2	0,64	19,4	0,76	125	1800	500	7200	60	2,36	0,31	0,21

Hydraulic oils: -40 °C to +100 °C (-40 °F to +212 °F)

COMPATIBILITY CHART BETWEEN THIS HOSE AND INTERTRACO APPROVED FITTINGS

fitting type	assembling style	-03	-04	-05	-06	-08	-10	-12	-16	-20	-24	-32	-40	-48	
1 PIECE 	● No skive	T													
2 PIECE 	● No skive	B + SCX0T													
	● No skive	B + S00TK													

Flexit JF10K

HIGH PRESSURE HOSE FOR STATIC JACK APPLICATIONS

Two wire braid compact hose

APPLICATIONS

hydraulic oils, both mineral and biological;
polyglycol base oils, water/oil emulsions, water



HYDRAULICS

WIRE BRAID

WIRE SPIRAL

TEXTILE



POWER-WASH

WATERBLAST

hose type	ø hose			reinforcement diameter		max outside diameter		working pressure		burst pressure		bend radius		weight	
	dn	inch	size	mm	in	mm	in	bar	psi	bar	psi	mm	in	kg/m	lb/ft
JF10K-04	6	1/4"	04	11,5	0,45	13,8	0,54	700	10000	1400	20000	45	1,77	0,27	0,18
JF10K-06	10	3/8"	06	15,0	0,59	17,5	0,69	700	10000	1400	20000	70	2,76	0,39	0,26

Hydraulic oils: -40 °C to +100 °C (-40 °F to +212 °F)

COMPATIBILITY CHART BETWEEN THIS HOSE AND INTERTRACO APPROVED FITTINGS

fitting type	assembling style	-03	-04	--	-06	-08	-10	-12	-16	-20	-24	-32	-40	-48
1 PIECE 	● No skive				K									
2 PIECE 	● No skive				B + SN03T									


Flexit SHP

Four wire spiral hose

meets or exceeds EN 856 4SP (sizes -04 / -16)
meets or exceeds SAE 100 R12 (sizes -06 / -32)

APPLICATIONS

High pressure hydraulic system with extreme high pressure peaks for use with hydraulic oils, both mineral and biological, polyglycol base oils, water-oil emulsions, water





hose type	ø hose			reinforcement diameter		max outside diameter		working pressure		burst pressure		bend radius		weight	
	dn	inch	size	mm	in	mm	in	bar	psi	bar	psi	mm	in	kg/m	lb/ft
SHP-04	6	1/4"	04	14,6	0,58	17,0	0,67	450	6500	1800	26000	150	5,91	0,57	0,38
SHP-06*	10	3/8"	06	17,5	0,69	20,1	0,79	450	6500	1800	26000	180	7,09	0,69	0,46
SHP-08*	12	1/2"	08	20,6	0,81	23,0	0,91	420	6000	1680	24000	230	9,06	0,85	0,57
SHP-10*	16	5/8"	10	24,2	0,95	26,5	1,04	350	5000	1400	20000	250	9,84	1,04	0,69
SHP-12*	19	3/4"	12	28,2	1,11	30,6	1,20	350	5000	1400	20000	300	11,81	1,32	0,88
SHP-16*	25	1"	16	35,1	1,38	37,8	1,49	320	4600	1280	18400	340	13,38	2,06	1,38
SHP-20*	31	1.1/4"	20	41,9	1,65	45,9	1,81	210	3000	840	12000	420	16,54	2,51	1,69
SHP-24*	38	1.1/2"	24	49,0	1,93	53,5	2,11	210	3000	840	12000	500	19,69	3,26	2,19
SHP-32*	51	2"	32	63,2	2,49	68,3	2,69	210	3000	840	12000	630	24,80	4,90	3,29

* II series

Hydraulic oils: -40 °C to +100 °C (-40 °F to +212 °F), occasional peaks up to +125 °C (+257 °F)

COMPATIBILITY CHART BETWEEN THIS HOSE AND INTERTRACO APPROVED FITTINGS

fitting type	assembling style	-03	-04	--	-06	-08	-10	-12	-16	-20	-24	-32	-40	-48
1 PIECE 	● No skive									J				
	■ External skive									X				
2 PIECE 	● No skive									B + S312T				
	■ External skive									B + S0420				

Flexit H4

Four wire spiral hose

EN 856 4SH

APPLICATIONS

High pressure hydraulic system with extreme high pressure peaks for use with hydraulic oils, both mineral and biological, polyglycol base oils, water-oil emulsions, water





-
- HYDRAULICS**
- WIRE BRAID
- WIRE SPIRAL**
- TEXTILE
-
- POWER-WASH
-
- WATERBLAST

hose type	ø hose			reinforcement diameter		outside diameter		working pressure		burst pressure		bend radius		weight	
	dn	inch	size	mm	in	mm	in	bar	psi	bar	psi	mm	in	kg/m	lb/ft
H4-10	16	5/8"	10	25,0	0,98	28,7	1,13	450	6500	1800	26000	250	9,84	1,09	0,73
H4-12	19	3/4"	12	28,4	1,12	31,9	1,26	420	6000	1680	24000	280	11,02	1,45	0,97
H4-16	25	1"	16	35,5	1,40	38,5	1,52	380	5500	1520	22000	340	13,39	2,14	1,44
H4-20	31	1.1/4"	20	41,9	1,65	45,9	1,81	350	5000	1400	20000	460	18,11	2,51	1,69
H4-24	38	1.1/2"	24	49,0	1,93	53,5	2,11	300	4300	1200	17200	560	22,05	3,26	2,19
H4-32	51	2"	32	63,2	2,49	68,3	2,69	250	3600	1000	14400	700	27,56	4,90	3,29

II series all sizes

Hydraulic oils: -40 °C to +100 °C (-40 °F to +212 °F), occasional peaks up to +125 °C (+257 °F)

COMPATIBILITY CHART BETWEEN THIS HOSE AND INTERTRACO APPROVED FITTINGS

fitting type	assembling style	-03	-04	-05	-06	-08	-10	-12	-16	-20	-24	-32	-40	-48
1 PIECE 	● No skive									J				
	■ External skive									X				
2 PIECE 	● No skive									B + S312T				
	■ External skive									B + S0420				
	▲ Interlock									I + S004I				

Flexit F5000

Four or six wire spiral hose

ISO 18752 - class 350 (all sizes)
SAE 100 R13 / EN 856 R13 (size -16 and size -32)

APPLICATIONS

High pressure hydraulic system with extreme high pressure peaks for use with hydraulic oils, both mineral and biological, polyglycol base oils, water-oil emulsions, water





hose type	ø hose			reinforcement diameter		outside diameter		working pressure		burst pressure		bend radius		weight	
	dn	inch	size	mm	in	mm	in	bar	psi	bar	psi	mm	in	kg/m	lb/ft
F5000-10	16	5/8"	10	24,2	0,95	26,5	1,04	380	5500	1520	22000	100	3,94	1,03	0,69
F5000-12*	19	3/4"	12	27,9	1,10	30,5	1,20	380	5500	1520	22000	120	4,72	1,32	0,87
F5000-16*	25	1"	16	35,1	1,38	37,9	1,49	350	5000	1400	20000	150	5,90	1,77	1,19
F5000-20*	31	1.1/4"	20	42,3	1,67	45,9	1,81	350	5000	1400	20000	210	8,27	2,55	1,71
F5000-24*	38	1.1/2"	24	49,2	1,94	53,4	2,10	350	5000	1400	20000	250	9,84	3,26	2,19
F5000-32*	51	2"	32	67,7	2,67	71,5	2,82	350	5000	1400	20000	600	23,62	6,90	4,64
F5000-40	63	2.1/2"	40	81,8	3,22	86,0	3,39	350	5000	1400	20000	800	31,50	8,00	5,38
F5000-48	76	3"	48	99,8	3,93	103,8	4,09	350	5000	1400	20000	1100	43,31	14,15	9,51

* II series

Hydraulic oils: -40 °C to +121 °C (-40 °F to +250 °F), occasional peaks up to +125 °C (+257 °F) sizes -10 / -40
-40 °C to +100 °C (-40 °F to +212 °F) size -48

COMPATIBILITY CHART BETWEEN THIS HOSE AND INTERTRACO APPROVED FITTINGS

fitting type	assembling style	-03	-04	-05	-06	-08	-10	-12	-16	-20	-24	-32	-40	-48
		1 PIECE 	<ul style="list-style-type: none"> No skive External skive 								J			H
2 PIECE 	<ul style="list-style-type: none"> No skive External skive Interlock 								B + S312T					
									B + S0420					
										I + S004I		I + S006I	I + S007I	

Flexit F6000

Four or six wire spiral hose

SAE 100 R15 / ISO 18752 - class 420

APPLICATIONS

High pressure hydraulic system with extreme high pressure peaks for use with hydraulic oils, both mineral and biological, polyglycol base oils, water-oil emulsions, water



HYDRAULICS

WIRE BRAID

WIRE SPIRAL

TEXTILE

POWER-WASH



WATERBLAST

hose type	ø hose			reinforcement diameter		outside diameter		working pressure		burst pressure		bend radius		weight	
	dn	inch	size	mm	in	mm	in	bar	psi	bar	psi	mm	in	kg/m	lb/ft
F6000-06	10	3/8"	06	17,7	0,70	20,2	0,80	420	6000	1680	24000	65	2,56	0,69	0,46
F6000-08	12	1/2"	08	20,6	0,81	22,9	0,90	420	6000	1680	24000	90	3,54	0,79	0,53
F6000-10	16	5/8"	10	24,2	0,95	26,5	1,04	420	6000	1680	24000	100	3,94	1,05	0,70
F6000-12**	19	3/4"	12	28,2	1,11	30,7	1,21	420	6000	1680	24000	120	4,72	1,46	0,98
F6000-16**	25	1"	16	35,4	1,39	37,5	1,48	420	6000	1680	24000	150	5,90	1,94	1,30
F6004-20	31	1.1/4"	20	43,5	1,71	47,3	1,86	420	6000	1680	24000	400	15,70	3,01	2,02
F6000-20*	31	1.1/4"	20	46,8	1,84	50,1	1,97	420	6000	1680	24000	420	16,54	3,77	2,53
F6000-24*	38	1.1/2"	24	53,4	2,10	57,3	2,26	420	6000	1680	24000	510	20,08	5,10	3,43
F6000-32*	51	2"	32	67,7	2,67	71,5	2,82	420	6000	1680	24000	600	23,62	6,90	4,64

* II series ** III series

Hydraulic oils: -40 °C to +121 °C (-40 °F to +250 °F), occasional peaks up to +125 °C (+257 °F)

COMPATIBILITY CHART BETWEEN THIS HOSE AND INTERTRACO APPROVED FITTINGS

fitting type	assembling style	-03	-04	-05	-06	-08	-10	-12	-16	-20	-24	-32	-40	-48
1 PIECE 	● No skive							J			H	HLZ		
	■ External skive									X				
2 PIECE 	● No skive							B + S312T						
	■ External skive							B + S0420						
	▲ Interlock									I + S004I	I + S006I			

Flexit XF-R4

One helical wire and two textile braid hose

SAE 100 R4

APPLICATIONS

Suction and return lines;
hydraulic oils, both mineral and biological
polyglycol base oils, water-oil emulsions, water

HYDRAULICS

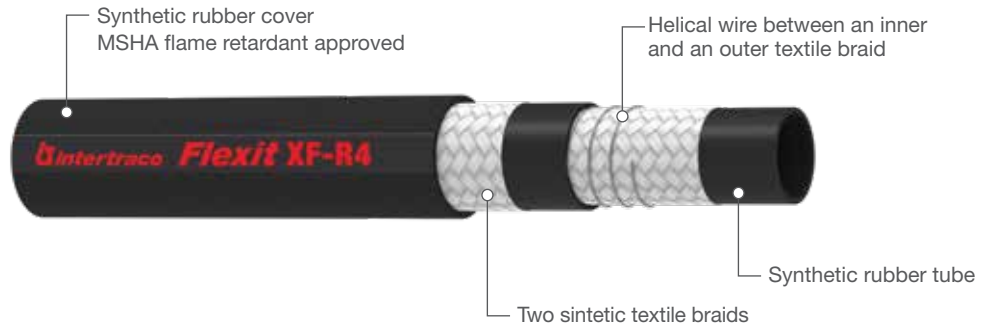
WIRE BRAID

WIRE SPIRAL

TEXTILE

POWER-WASH



WATERBLAST



hose type	ø hose			maximum outside diameter		vacuum		working pressure		burst pressure		bend radius		weight	
	dn	inch	size	mm	in	bar	inHg	bar	psi	bar	psi	mm	in	kg/m	lb/ft
XF-R4-12	19	3/4"	12	29,0	1,14	0,90	26,5	21	300	84	1200	40	1,57	0,52	0,35
XF-R4-16	25	1"	16	35,0	1,38	0,90	26,5	17	250	68	1000	45	1,77	0,64	0,43
XF-R4-20	31	1.1/4"	20	42,0	1,66	0,90	26,5	14	200	56	800	60	2,36	0,82	0,55
XF-R4-24	38	1.1/2"	24	49,0	1,93	0,90	26,5	10	150	40	600	80	3,15	1,07	0,72
XF-R4-32	51	2"	32	62,0	2,44	0,90	26,5	7	100	28	400	160	6,30	1,54	1,04
XF-R4-40	63	2.1/2"	40	76,0	2,99	0,80	23,5	5	70	20	280	180	7,09	2,02	1,36
XF-R4-48	76	3"	48	89,0	3,50	0,80	23,5	5	70	20	280	225	8,86	2,50	1,69
XF-R4-64	102	4"	64	115,0	4,53	0,80	23,5	5	70	20	280	390	15,35	3,63	2,45

Hydraulic oils: -40 °C to +100 °C (-40 °F to +212 °F)

COMPATIBILITY CHART BETWEEN THIS HOSE AND INTERTRACO APPROVED FITTINGS

fitting type	assembling style	-03	-04	-05	-06	-08	-10	-12	-16	-20	-24	-32	-40	-48	-64
1 PIECE 	● No skive							K		J					
2 PIECE 	● No skive							B + SN03T		B + S0420			B + SN03T		


Flexit R5

One textile and one wire braid hose

SAE 100 R5

APPLICATIONS

hydraulic oils, both mineral and biological; polyglycol base oils, water/oil emulsions, water




-
- HYDRAULICS**
- WIRE BRAID**
- WIRE SPIRAL
- TEXTILE**
-
- POWER-WASH
-
- WATERBLAST

hose type	ø hose			reinforcement diameter		outside diameter		working pressure		burst pressure		bend radius		weight	
	dn	inch	size	mm	in	mm	in	bar	psi	bar	psi	mm	in	kg/m	lb/ft
R5-04	5	3/16"	04	11,3	0,45	12,9	0,51	210	3000	840	12000	75	2,95	0,25	0,17
R5-05	6	1/4"	05	12,9	0,51	14,5	0,57	210	3000	840	12000	85	3,35	0,29	0,19
R5-06	8	5/16"	06	15,2	0,60	16,8	0,66	155	2250	620	9000	100	3,94	0,36	0,24
R5-08	10	13/32"	08	17,5	0,69	19,1	0,75	140	2000	560	8000	115	4,53	0,42	0,28
R5-10	12	1/2"	10	21,3	0,84	22,9	0,90	122	1750	488	7000	140	5,51	0,57	0,38
R5-12	16	5/8"	12	25,5	1,00	27,1	1,07	105	1500	420	6000	165	6,50	0,71	0,47
R5-16	22	7/8"	16	29,2	1,15	30,8	1,21	56	800	224	3200	185	7,28	0,70	0,47
R5-20	28	1.1/8"	20	36,0	1,42	37,6	1,48	43	625	172	2500	230	9,06	0,93	0,62
R5-24	35	1.3/8"	24	42,8	1,69	44,4	1,75	35	500	140	2000	265	10,43	1,15	0,77
R5-32	46	1.13/16"	32	54,3	2,14	56,4	2,22	24	350	96	1400	335	13,19	1,39	0,93

Hydraulic oils: -40 °C to +100 °C (-40 °F to +212 °F)

COMPATIBILITY CHART BETWEEN THIS HOSE AND INTERTRACO APPROVED FITTINGS

fitting type	assembling style	-03	-04	-05	-06	-08	-10	-12	-16	-20	-24	-32	-40	-48
1 PIECE	 ● No skive	R												

Flexit EZ-Lock

Push-on hose

SAE 100 R6

APPLICATIONS

hydraulic oils, both mineral and biological; polyglycol base oils, water/oil emulsions, water

HYDRAULICS


WIRE BRAID

WIRE SPIRAL

TEXTILE

POWER-WASH




WATERBLAST



hose type	ø hose			outside diameter		working pressure		burst pressure		bend radius		weight	
	dn	inch	size	mm	in	bar	psi	bar	psi	mm	in	kg/m	lb/ft
EZ-04	6	1/4"	04	12,3	0,48	28	400	112	1600	65	2,56	0,11	0,07
EZ-05	8	5/16"	05	13,9	0,55	28	400	112	1600	80	3,15	0,13	0,08
EZ-06	10	3/8"	06	15,5	0,61	28	400	112	1600	80	3,15	0,15	0,10
EZ-08	12	1/2"	08	19,5	0,77	28	400	112	1600	100	3,94	0,20	0,13
EZ-10	16	5/8"	10	22,6	0,89	24	350	96	1400	125	4,92	0,26	0,17
EZ-12	19	3/4"	12	25,8	1,02	21	300	84	1200	150	5,91	0,31	0,20
EZ-16	25	1"	16	33,2	1,31	20	290	80	1160	170	6,69	0,46	0,31

Hydraulic oils: -40 °C to +100 °C (-40 °F to +212 °F)

COMPATIBILITY CHART BETWEEN THIS HOSE AND INTERTRACO APPROVED FITTINGS

fitting type	assembling style	-03	-04	-05	-06	-08	-10	-12	-16	-20	-24	-32	-40	-48
1 PIECE 	● No skive													
2 PIECE 	● No skive													
PUSH LOCK 	■ Push lock													


Flexit JW1K

JET WASH HOSE

One wire braid hose

APPLICATIONS

medium pressure cleaning application with hot water





.....
HYDRAULICS
.....
POWER-WASH
WIRE BRAID
.....
WATERBLAST

hose type	ø hose			reinforcement diameter		outside diameter		working pressure		burst pressure		bend radius		weight	
	dn	inch	size	mm	in	mm	in	bar	psi	bar	psi	mm	in	kg/m	lb/ft
JW1KN-04 JW1KB-04	6	1/4"	04	9,9	0,39	11,8	0,46	250	3600	1000	14500	75	2,95	0,18	0,12
JW1KN-05 JW1KB-05	8	5/16"	05	11,7	0,46	13,7	0,54	250	3600	1000	14500	85	3,35	0,22	0,15
JW1KN-06 JW1KB-06	10	3/8"	06	13,6	0,54	16,5	0,65	250	3600	950	13800	90	3,54	0,26	0,17
JW1KN-08 JW1KB-08	12	1/2"	08	17,0	0,67	19,6	0,77	250	3600	840	12200	130	5,12	0,35	0,23

Water: -40 °C to +150 °C (-40 °F to +302 °F)

COMPATIBILITY CHART BETWEEN THIS HOSE AND INTERTRACO APPROVED FITTINGS


fitting type	assembling style	-03	-04	-05	-06	-08	-10	-12	-16	-20	-24	-32	-40	-48
1 PIECE 	● No skive					K								
2 PIECE 	● No skive					B + SCX0T								

Flexit JW2K

JET WASH HOSE

Two wire braid hose



APPLICATIONS
medium pressure cleaning application with hot water



hose type	ø hose			reinforcement diameter		outside diameter		working pressure		burst pressure		bend radius		weight	
	dn	inch	size	mm	in	mm	in	bar	psi	bar	psi	mm	in	kg/m	lb/ft
JW2KN-04 JW2KB-04	6	1/4"	04	11,3	0,45	13,2	0,52	400	5800	1600	23200	70	2,95	0,25	0,17
JW2KN-05 JW2KB-05	8	5/16"	05	12,7	0,50	14,9	0,59	400	5800	1400	20300	85	3,35	0,30	0,20
JW2KN-06 JW2KB-06	10	3/8"	06	14,7	0,58	17,1	0,67	400	5800	1320	19100	90	3,54	0,37	0,25
JW2KN-08 JW2KB-08	12	1/2"	08	18,0	0,71	20,2	0,80	400	5800	1100	16000	130	5,12	0,46	0,31

Water: -40 °C to +150 °C (-40 °F to +302 °F)

COMPATIBILITY CHART BETWEEN THIS HOSE AND INTERTRACO APPROVED FITTINGS

fitting type	assembling style	-03	-04	-05	-06	-08	-10	-12	-16	-20	-24	-32	-40	-48
1 PIECE 	● No skive					K								
2 PIECE 	● No skive					B + SN03T								


Flexit WB1

WATERBLAST HOSE

Four wire spiral hose

APPLICATIONS

very high constant pressure hose for water and water emulsions scaling systems



HYDRAULICS



POWER-WASH

WATERBLAST
WIRE SPIRAL

hose type	ø hose			reinforcement diameter		outside diameter		working pressure		burst pressure		bend radius		weight	
	dn	inch	size	mm	in	mm	in	bar	psi	bar	psi	mm	in	kg/m	lb/ft
WB1-04	6	1/4"	04	14,7	0,58	17,9	0,71	800	11500	2000	28750	125	4,92	0,61	0,41
WB1-06	10	3/8"	06	17,5	0,69	21,2	0,84	800	11500	2000	28750	155	6,10	0,78	0,52
WB1-08	12	1/2"	08	20,2	0,80	24,4	0,96	800	11500	2000	28750	200	7,87	0,91	0,61
WB1-12	19	3/4"	12	28,2	1,11	32,0	1,26	700	10000	1750	25000	250	9,84	1,54	1,03
WB1-16	25	1"	16	35,1	1,38	38,4	1,51	700	10000	1750	25000	300	11,81	2,13	1,43

Water emulsions: -40 °C to +80 °C (-40 °F to +176 °F)

COMPATIBILITY CHART BETWEEN THIS HOSE AND INTERTRACO APPROVED FITTINGS

fitting type	assembling style	-03	-04	--	-06	-08	-10	-12	-16	-20	-24	-32	-40	-48
WATERBLAST 	 Interlock													

Flexit WB2


WATERBLAST HOSE

Four wire spiral hose

APPLICATIONS

very high constant pressure hose for water and water emulsions scaling systems

-
- HYDRAULICS
-
- POWER-WASH
-
- WATERBLAST**
- WIRE SPIRAL**



hose type	ø hose			reinforcement diameter		outside diameter		working pressure		burst pressure		bend radius		weight	
	dn	inch	size	mm	in	mm	in	bar	psi	bar	psi	mm	in	kg/m	lb/ft
WB2-06	10	3/8"	06	18,1	0,71	20,8	0,82	1250	18000	3125	45000	230	9,06	0,90	0,60
WB2-08	12	1/2"	08	22,2	0,87	24,6	0,97	1100	16000	2750	40000	230	9,06	1,24	0,83
WB2-12	19	3/4"	12	29,0	1,14	32,0	1,26	1000	14500	2500	36250	250	9,84	1,87	1,26

Water emulsions: -40 °C to +80 °C (-40 °F to +176 °F)

COMPATIBILITY CHART BETWEEN THIS HOSE AND INTERTRACO APPROVED FITTINGS

fitting type	assembling style	-03	-04	-05	-06	-08	--	-12	-16	-20	-24	-32	-40	-48
WATERBLAST	Interlock							W + SW4						

Flexit WB3

WATERBLAST HOSE

Four or six wire spiral hose

APPLICATIONS

very high constant pressure hose for water and water emulsions scaling systems




-
- HYDRAULICS
-
- POWER-WASH
-
- WATERBLAST**
- WIRE SPIRAL**

hose type	ø hose			reinforcement diameter		outside diameter		working pressure		burst pressure		bend radius		weight	
	dn	inch	size	mm	in	mm	in	bar	psi	bar	psi	mm	in	kg/m	lb/ft
WB3-06	10	3/8"	06	19,2	0,76	22,2	0,87	1400	20000	3500	50000	150	5,91	0,71	0,48
WB3-08	12	1/2"	08	25,9	1,02	29,0	1,14	1450	21000	3625	52500	250	9,84	1,87	1,25
WB3-12	19	3/4"	12	32,4	1,28	34,0	1,34	1350	19500	3375	48750	300	11,81	2,14	1,44

Water emulsions: -40 °C to +80 °C (-40 °F to +176 °F)

COMPATIBILITY CHART BETWEEN THIS HOSE AND INTERTRACO APPROVED FITTINGS


fitting type	assembling style	-03	-04	-05	-06	-08	--	-12	-16	-20	-24	-32	-40	-48
WATERBLAST														
	▲ Interlock													

Flexit T14

One wire braid hose

APPLICATIONS
Petroleum base and synthetic base hydraulic fluids;
water base hydraulic fluids



HYDRAULICS/OTHERS
WIRE BRAID



hose type	ø hose			max outside diameter		working pressure		burst pressure		bend radius		weight	
	dn	inch	size	mm	in	bar	psi	bar	psi	mm	in	kg/m	lb/ft
T14-02	3	1/8"	02	6,7	0,26	275	4000	1100	16000	25	0,98	0,06	0,04
T14-03	5	3/16"	03	8,0	0,32	200	2900	800	11600	35	1,38	0,07	0,05
T14-04	6	1/4"	04	9,5	0,37	175	2500	700	10000	45	1,77	0,09	0,06
T14-05	8	5/16"	05	11,8	0,47	150	2200	600	8800	50	1,97	0,13	0,08
T14-06	10	3/8"	06	14,1	0,56	135	2000	540	8000	55	2,17	0,15	0,10
T14-08	12	1/2"	08	17,2	0,68	120	1750	480	7000	70	2,76	0,21	0,14
T14-10	16	5/8"	10	20,5	0,81	100	1450	400	5800	130	5,12	0,26	0,17
T14-12	19	3/4"	12	23,7	0,93	90	1300	360	5200	190	7,48	0,32	0,22
T14-16	25	1"	16	30,0	1,18	65	950	260	3800	270	10,63	0,45	0,30

Hydraulic oils: -54 °C to +200 °C (-65 °F to +400 °F)

COMPATIBILITY CHART BETWEEN THIS HOSE AND INTERTRACO APPROVED FITTINGS

fitting type	assembling style	-02	-03	-04	-05	-06	-08	-10	-12	-16	-20	-24	-32	-40	-48	
1 PIECE 	● No skive	T														
2 PIECE 	● No skive	B + S014T														

Flexit T7

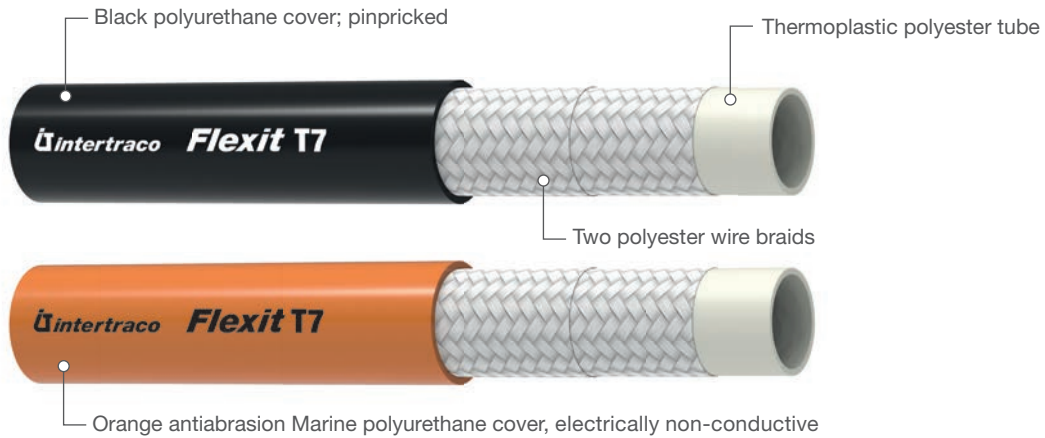
THERMOPLASTIC

Two textile braid hose

meets or exceeds ISO 3949 R7 and SAE 100 R7

APPLICATIONS

Both mineral and biological, polyglycol base oils, water-oil emulsions, water





HYDRAULICS/OTHERS
TEXTILE

hose type	ø hose			outside diameter		working pressure		burst pressure		bend radius		weight	
	dn	inch	size	mm	in	bar	psi	bar	psi	mm	in	kg/m	lb/ft
T7-03	5	3/16"	03	10,0	0,39	210	3000	840	12000	30	1,18	0,07	0,05
T7-04	6	1/4"	04	11,8	0,47	200	2900	800	11600	35	1,38	0,09	0,06
T7-05	8	5/16"	05	14,3	0,56	190	2750	760	11000	45	1,77	0,13	0,09
T7-06	10	3/8"	06	16,0	0,63	175	2500	700	10000	55	2,17	0,16	0,10
T7-08	12	1/2"	08	20,3	0,80	140	2000	560	8000	75	2,95	0,22	0,15
T7-10	16	5/8"	10	23,5	0,93	105	1500	420	6000	120	4,72	0,28	0,19
T7-12	19	3/4"	12	26,5	1,04	90	1300	360	5200	145	5,71	0,33	0,22
T7-16	25	1"	16	33,6	1,32	70	1000	280	4000	200	7,87	0,40	0,27

Hydraulic oils: -40 °C to +100 °C (-40 °F to +212 °F)

Polyglycol base oils, water-oil emulsions, water, air: up to +65 °C (+149 °F)

COMPATIBILITY CHART BETWEEN THIS HOSE AND INTERTRACO APPROVED FITTINGS

fitting type	assembling style	-03	-04	-05	-06	-08	-10	-12	-16	-20	-24	-32	-40	-48	
1 PIECE 	● No skive	T													
2 PIECE 	● No skive	B + S00TK													

Flexit T8

THERMOPLASTIC


Two textile braids hose

meets or exceeds ISO 3949 R8 and SAE 100 R8

APPLICATIONS

Both mineral and biological, polyglycol base oils, water-oil emulsions, water

HYDRAULICS/OTHERS
TEXTILE



hose type	ø hose			outside diameter		working pressure		burst pressure		bend radius		weight	
	dn	inch	size	mm	in	bar	psi	bar	psi	mm	in	kg/m	lb/ft
T8-02	3	1/8"	02	7,1	0,28	420	6000	1680	24000	30	1,18	0,04	0,02
T8-03	5	3/16"	03	10,0	0,39	350	5000	1400	20000	35	1,38	0,09	0,20
T8-04	6	1/4"	04	11,8	0,47	350	5000	1400	20000	50	1,97	0,10	0,22
T8-05	8	5/16"	05	14,3	0,56	325	4700	1300	18800	60	2,36	0,13	0,29
T8-06	10	3/8"	06	16,0	0,63	280	4000	1120	16000	70	2,76	0,15	0,33
T8-08	12	1/2"	08	20,3	0,80	245	3500	980	14000	95	3,74	0,22	0,48

Hydraulic oils: -40 °C to +100 °C (-40 °F to +212 °F)

Polyglycol base oils, water-oil emulsions, water, air: up to +70 °C (+158 °F)

For Intertraco fitting compatibility please contact our technical department.

Flexit T18

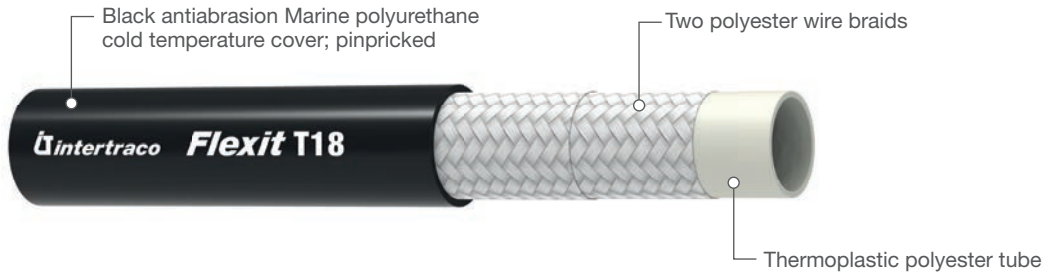
THERMOPLASTIC

Two textile braid hose

meets or exceeds ISO 3949 R18 and SAE 100 R18

APPLICATIONS

Both mineral and biological, polyglycol base oils, water-oil emulsions, water



HYDRAULICS/OTHERS
TEXTILE

hose type	ø hose			outside diameter		working pressure		burst pressure		bend radius		weight	
	dn	inch	size	mm	in	bar	psi	bar	psi	mm	in	kg/m	lb/ft
T18-03	5	3/16"	03	10,5	0,41	250	3600	1000	14400	30	1,18	0,08	0,18
T18-04	6	1/4"	04	12,7	0,50	250	3600	1000	14400	40	1,57	0,11	0,24
T18-05	8	5/16"	05	15,0	0,59	250	3600	1000	14400	50	1,97	0,15	0,33
T18-06	10	3/8"	06	18,0	0,71	250	3600	1000	14400	50	1,97	0,20	0,44
T18-08	12	1/2"	08	22,8	0,90	210	3000	840	12000	70	2,76	0,31	0,68

Hydraulic oils: -54 °C to +100 °C (-65 °F to +212 °F)

Polyglycol base oils, water-oil emulsions, water, air: up to +70 °C (+158 °F)

For Intertraco fitting compatibility please contact our technical department.

PRECAUTIONS

1. PROTECTION AGAINST DANGER AND DAMAGE

In order to protect people from danger and products from damages use the following hose assembly specifications strictly. Failing to do so may cause serious harm and could result in application malfunctions such as early burst or leakage.

For a safe usage please note the following instructions:

Do not touch the pressurized hose and coupling

Should a hose or a coupling break while pressurized, it may cause severe injuries, such as body parts burn or organs destruction. Always avoid contact; if contact cannot be avoided make sure to apply plastic cover for protection before pressurize the hose assembly.

Do not electrify the hose assembly

Make sure there is no electrostatic conduction on the hose: electrified hose assembly may cause severe injuries like electric shock and may lead to hose and application malfunctions.

Avoid contact with objects that can cause abrasion or damage

In order to protect hose assemblies from excessive wearing caused by sharp objects or abrasive materials, use flat armored spring guards.

Avoid excessive and extended external force or pressure

The stress of excessive and extended external impacts, blows, pressure, tension etc. might compromise the correct performance of the hose assembly.

Avoid excessive and extended negative pressure

The stress of excessive and extended negative pressure inside the hose, can scrape the inner tube which might cause leakage.

Avoid twisting or pulling the hose

Twisting or pulling a pressurized hose assembly may break the hose end. If hose twisting cannot be avoided make sure to combine the hose with a swivel joint.

Avoid tight bend radius

Bending the hose too tight may cause an early break and failures. Make sure to have a bending radius that is in accordance with the bending radius specification stated in the hose specific catalogue page. Utilize proper adapters or spring guards to avoid excessive bending.

Avoid exceeding the temperature range

The usage of a hose outside the recommended temperature range can cause failures which may lead to hose burst or to coupling blow-off.

Remove the inside air

Air left inside the hose may damage the inner tube and cause leakage and catastrophic failures.

Tighten the couplings properly

When connecting the hose assembly to the machine make sure to apply the recommended torque: a under-tightened coupling may lead to leakages whereas a over-tightened coupling may result in overstressing and/or cracking.

Make sure of proper fluid compatibility

The usage of inappropriate or incompatible fluid will deteriorate the inner tube and/or the reinforcement, which may lead to hose burst or coupling blow-off.

Use the hose assembly in accordance with its maximum working pressure

Using the hose above its maximum working pressure may lead to hose burst or to the coupling blow-off. Make always sure to use the hose at a pressure that is in accordance with the maximum working pressure specification as stated in the hose specific catalogue page.

Be careful when submerging the hose assembly in water or other liquids

Submerging the hose in sea water or other liquids can reduce the service life of the hose assembly due to stressful and corrosive environment. When possible avoid submerging the hose.

Avoid repairing or remodelling the hose

A repaired or remodelled hose is not to be considered in compliance with specification stated in the hose specific guidelines; moreover, reparation or remodelling might hide issues which may lead to unexpected danger or damage.

2. FLUID COMPATIBILITY

When not otherwise stated in the specific hose guidelines:

For usage with water based fluid maximum temperature is +70 °C (+158 °F);

For usage with any other fluid (biodegradable hydraulic fluids, oil-based hydraulic fluids with special additives and medium different from oil-based fluids) please contact our technical department for compatibility confirmation.

3. MAINTENANCE INSPECTION

At inspection, none of the following must be found:

- Hose damage
- Hose swelling
- Exposed reinforcement
- Mechanical alterations (i.e. sharp bending)

4. STORAGE

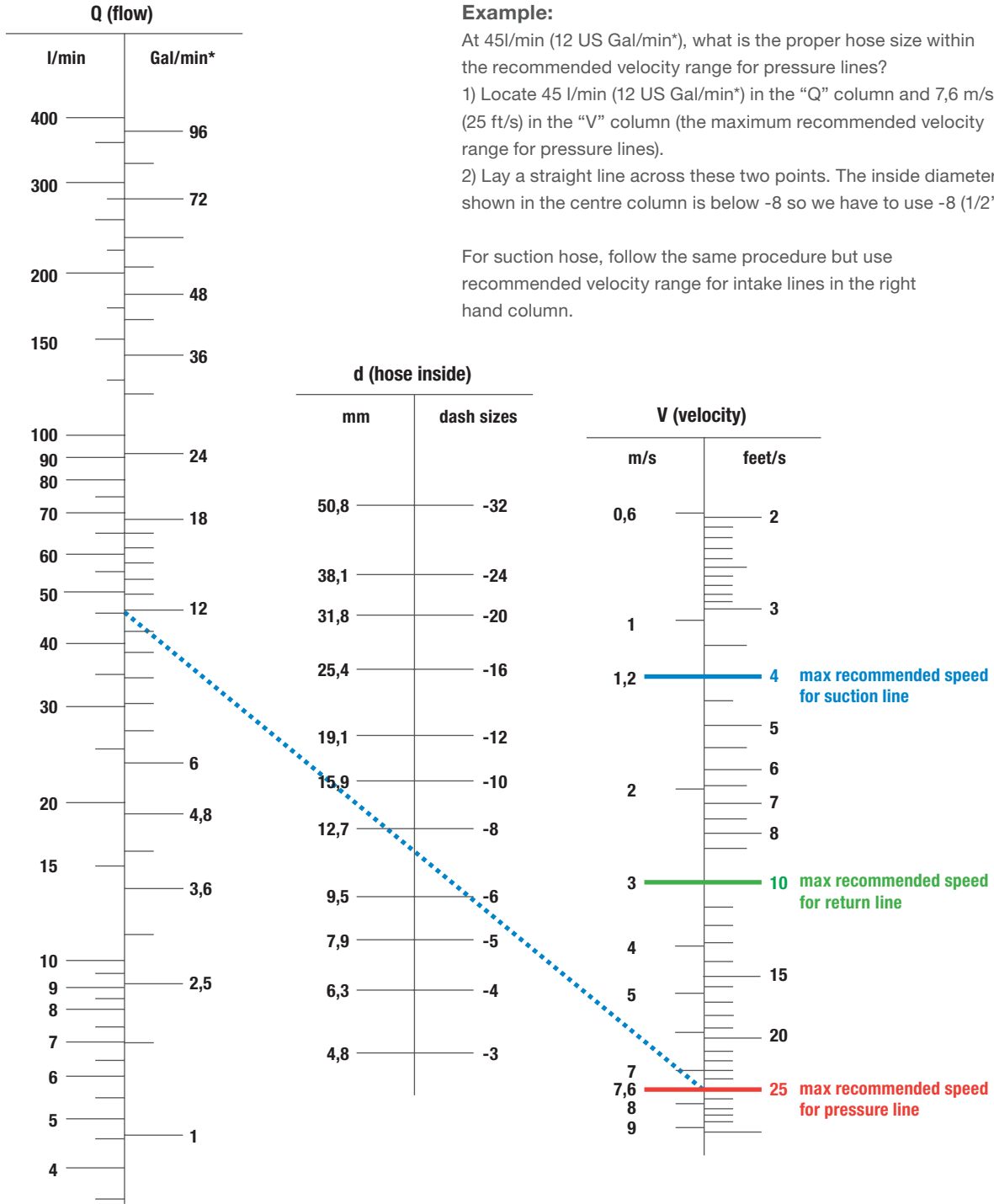
Store in dry places at a temperature range between -10 °C and +40 °C. Avoid exposure to direct sunlight, noxious gasses, oils and chemicals.

SELECTING HOSE SIZE BY FLOW CAPACITY

FLOW CAPACITY NORMOGRAM

Flow capacities of Intertraco hose at recommended flow velocities.

The chart below is provided as an aid in the determination of the correct hose size.

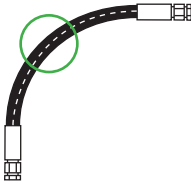
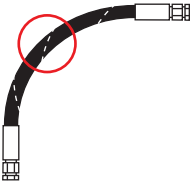
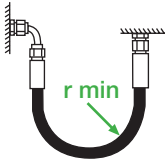
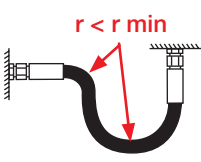
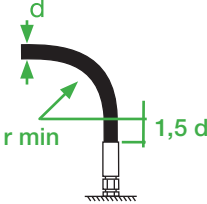
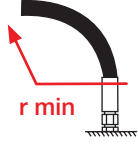
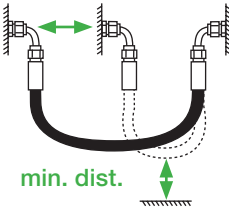
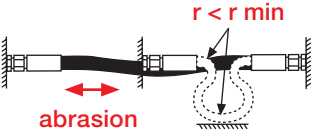
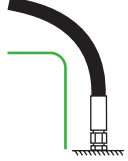



* US gallons - Conversion rate: Gal/min x 3,785=l/min - feet/s x 0,3048=m/s

Recommended velocities are according to hydraulic fluids of maximum viscosity 315 S.S.U. at 38 °C (100 °F)

working at room temperatures within +18 °C (+65 °F) and +68 °C (+155 °F).

CORRECT HOSE ASSEMBLY INSTALLATION

risks / caution	YES - correct use	NO - wrong use
<p>AVOID TWISTING THE ASSEMBLY</p> <p>where moving parts can cause twisting make sure to avoid this by correct installation</p>		
<p>USE PROPER FITTINGS TO AVOID TIGHT BEND RADIUS</p> <p>(do not begin to bend closer than 1,5 time "d" to the ferrule)</p>		
		
<p>AVOID CONTACT WITH OBJECTS THAT CAN CAUSE ABRASION OR DAMAGE</p> <p>On moving applications, pay particular attention when specifying hose length to avoid tensile stress or abrasion</p>		
		

For detailed informations about the recommendeds practices for Hydraulic Hose Assemblies, please refer to SAEJ1273 standard







GENERAL SALES CONDITIONS

Art. 1 - SCOPE

1.1 - These General Conditions govern all present and future sales contracts entered into by the Seller with regard to its Products, except for any exceptions specifically agreed upon in writing. These General Conditions apply both to contracts with Parties established in Italy and to contracts with Parties established in different States. Any reference to the terms of trade shall be understood to be made to the INCOTERMS 2020 of the International Chamber of Commerce.

1.2 - These General Conditions cancel and replace any other clause and/or General Purchase Conditions attached or otherwise indicated in the orders and/or in the different documentation sent by the Buyer, unless expressly accepted in writing by the Seller. In the latter case as well, unless expressly waived in writing between the Parties, the other clause and/or General Purchase Conditions shall be coordinated with these General Conditions that, insofar as they are compatible, shall remain valid and effective between the Parties.

Art. 2 - FORMATION OF SALES CONTRACT

2.1 - The acceptance by the Buyer of the Seller's offer or order confirmation, howsoever made, entails the application of these General Conditions to the sales contract, even when acceptance takes place by means of execution of the contract. The Seller's offer shall be deemed firm and irrevocable only when it is qualified as such in writing by the Seller and a term of validity is specified therein. The Buyer's reply containing supplements or amendments, even if such as not to substantially alter the terms of the Supplier's proposal shall be deemed as a counterproposal, notwithstanding the Seller's silence. Any offers made by agents, representatives and/or sales assistants of the Seller shall not be binding for the Seller until confirmed by it.

Art. 3 - SAMPLES, DRAWINGS AND TECHNICAL DOCUMENTS - SUBCONTRACTING - CONFIDENTIALITY

3.1 - The weights, dimensions, thicknesses, capacities, prices, yields, colours and other data contained in the Seller's catalogues, brochures, advertisements, illustrations, price lists or other documents, as well as the characteristics of the samples and models sent by the latter to the Buyer, are to be considered purely indicative and, therefore, they are not binding, unless expressly mentioned as such in the Seller's offer or order confirmation.

3.2 - Any drawing, document, technical information or software which permits the manufacture or assembly of the sold Products or parts thereof which are delivered to the Buyer, both before and after the conclusion of the contract, remain the sole property of the Seller. The above-mentioned drawings, documents, technical information or software may not be used by the Buyer for non-contractual purposes as well as copied, reproduced, sent or communicated to third parties without the prior written consent of the Seller. The Buyer, in particular, may not entrust to third parties, nor carry out directly, the manufacture of Products which are a total or partial reproduction of the Products or which in any case use intellectual property rights, know-how or technology of the Seller.

3.3 - The Buyer's drawings, documents, technical information or software delivered to the Seller before or after the conclusion of the contract, shall remain the sole property of the Buyer and shall not be used by the Seller, or copied, reproduced, sent or communicated to third parties without the written consent of the Buyer to the extent that they are:

- a) covered by a patent or other industrial or intellectual property right of the Buyer; or
- b) secret, i.e. they do not refer to knowledge made public by

the Buyer or otherwise known to the generality of the operators in the sector, and are not trivial; provided, however, that the Buyer has expressly made known to the Seller in writing its desire to reserve for itself the exclusive right of exploitation.

3.4 - The Seller reserves the right, under its own responsibility, to subcontract part of the Products ordered by the Buyer.

3.5 - The Buyer undertakes not to disclose to third parties or to use for non-contractual purposes, even after the termination of any agreement with the Seller, any commercial or business secrets, as well as any confidential information of the Seller, that it became aware during the contractual relationship.

Art. 4 - PRODUCT DELIVERY

4.1 - Unless otherwise agreed, the delivery of Products shall take place Ex works (INCOTERMS 2020), even when the Parties have agreed that shipment and/or assembly shall be carried out by the Seller. In this case, the Seller shall act as the Buyer's agent, it being understood that transport shall be carried out by the Buyer at its own expense and risk.

4.2 - The risks shall pass to the Buyer according to the applicable INCOTERMS. In no case, the Seller shall be liable for the deterioration or damage of the Products occur after the passing of risks and the Buyer shall in any case be obliged to pay the agreed price.

4.3 - The Seller shall make its best efforts to comply with the delivery terms indicated in the offer or in the order confirmation, which, unless otherwise agreed in writing between the Parties, cannot be regarded as essential.

4.4 - Should the Parties have agreed to the payment of a penalty by the Seller in case of delay in the delivery of the Products, the Buyer shall not be entitled to claim, as compensation for damages caused by the delay, the payment of amounts in addition to those agreed as a penalty.

4.5 - The delivery terms shall be understood as extended by a period equal to the duration of the impediment if the Buyer does not provide - in due time - the data or materials necessary for the supply, requests variations in progress or is late in responding to requests for approval of the drawings or the executive diagrams.

4.6 - The Buyer shall always held to take delivery of the Products, even in the case of partial deliveries, early deliveries, or deliveries carry out after the date agreed by the Parties. Under no circumstances, the Seller shall be liable for direct and/or indirect damage deriving from early or delayed delivery of the Products. Should the Buyer not take delivery of the Products for reasons not attributable to the Seller or for force majeure reasons, the Buyer shall support all the expenses that may derive therefrom, and any sum due to the Seller, at any time, will become immediately due.

In this case the Seller may:

- a) put in stock the Products at the risk, danger and expense of the Buyer; or
- b) send the Products in the name, on the behalf of and at the Buyer's expense to the Buyer's premises; or
- c) sell the Products by any means on behalf of the Buyer, withholding from the proceeds the whole sum due, as well as the expenses incurred.

Eventual further damages not excluded.

Art. 5 - WARRANTY

5.1 - The Seller warrants that the supplied Products comply in terms of quantity, quality, type as well as to technical specifications expressly agreed in the contract, excluding any warranty regarding the specific use which the Buyer, or its sub-buyer, makes of the purchased product. Moreover, the Seller warrants that the Products are free from defects that may make them unsuitable for their intended use.

5.2 - The warranty shall be limited to defects of the Products

resulting from defects in material or manufacturing attributable to the Seller and shall not be valid if:

- a) he Buyer fails to prove that the Products have been properly used, maintained, stored and looked after;
- b) the Buyer has made changes or repairs to the Products without the prior written consent of the Seller;
- c) the Products have been assembled or used incorrectly;
- d) Product defects are due to normal wear and tear of those parts which, by their nature, are subject to rapid and continuous wear and tear;
- e) the conformity defects were caused by an event subsequent to the transfer of risks to the Buyer.

5.3 - The warranty lasts for 12 (twelve) months starting from the date of delivery of the Products to the Buyer. The warranty is subject to regular and timely notification of defects and nonconformities by the Buyer according to the provisions of the following paragraph, as well as express written warranty service request. The warranty for replaced Products shall become effective from the day of any replacement. The warranty for the replaced components of the Product shall begin on the day of replacement, and in any case applies only to the replaced component.

5.4 - The Buyer shall notify Products defects or nonconformities in writing, indicating in detail the detected defects and nonconformities, the date of delivery and the quantity of defective Products. The notification must be made, under penalty of forfeiture, within and not later than 15 days from the date of delivery in the case of obvious defects or from the date of discovery, provided that it is made within the warranty period, in the case of hidden faults, defects or nonconformities.

5.5 - The Buyer shall forfeit the warranty if it fails to agree any reasonable check requested by the Seller or if, the Seller offers to replace the fault part at its own expense, the Buyer fails to return the defective Products within 15 days from the request.

5.6 - Should the Buyer's complaint is unfounded, the Buyer shall be obliged to reimburse the Seller for all expenses incurred by the latter for the inspection. Instead, should the Buyer's complaint, made in accordance with the provisions of this article, is well-founded, the Seller shall, in its sole discretion and within a reasonable time (having regard to the seriousness of the complaint), replace free of charge defective or nonconforming Products at the Seller's premises. The Buyer shall be responsible for returning the Products. Should the Parties agree that the replacement operations are best carried out directly at the Buyer's premises or elsewhere, the travel expenses - including travel, board and lodging of the Seller's personnel - shall be to the charge of the Buyer, who shall also provide all means and auxiliary personnel required to do the job in the fastest and safest way.

5.7 - Once the warranty period has elapsed, no claim may be made against the Seller.

Art. 6 - LIMITED LIABILITY OF SELLER

6.1 - Except in case of fraud or gross negligence on the part of the Seller, any compensation for any damage to the Buyer shall not in any case exceed the invoice value of the defective Product. The warranty referred to in the previous Article includes and supersedes all legal warranties for defects and conformity, excluding any other possible liability of the Seller, howsoever deriving from the supplied Products. The Buyer shall therefore not be entitled to lodge any other claims for damages, price reduction or contract termination.

6.2 - The Seller's liability is contained within the limits set forth in the previous Article and relates only to the Products supplied by the Seller itself. The latter therefore disclaims all liability for any failure or malfunction of systems or machines manufactured by the Buyer or by third parties using the Products supplied by the Seller, even in the event of these hav-

ing been assembled or connected according to diagrams or drawings suggested by the Seller, unless such diagrams and drawings have been the subject of separate remuneration: in the latter case, the Seller's liability shall in any case be limited to what is included in the diagrams or drawings in question.

6.3 - Under no circumstances shall the Seller be deemed liable for indirect or consequential damages, loss of production or lost profits.

Art. 7 - TECHNICAL STANDARDS AND CIVIL LIABILITY

7.1 - The Seller warrants the performance of the Products only and exclusively in relation to the uses, purposes, applications, tolerances, capacities expressly indicated by it and the Buyer is not therefore authorised to make use of them in a different way. If the Buyer's intention is to resell the Products, the Buyer shall be required to bring and shall be responsible for bringing to the knowledge of its buyers the indications set forth in the previous paragraph.

7.2 - The compensation for any personal injury or property damage, caused by defects in the supplied Products and directly attributable to the Seller, shall be limited to the maximum amount indicated in the policy for third party liability and is subject to the terms and conditions of application of said policy.

Art. 8 - PRICES - PAYMENTS

8.1 - Unless otherwise specified in the offer or order confirmation, prices should be understood as Ex Works and, do not include: packaging costs, taxes, duties, and any other additional charges. Likewise, unless otherwise agreed by the Parties, the following are not included in the price: any design and installation of the supplied Products, tests, manuals and training courses, start-up assistance, and all services and charges not mentioned in the offer or order confirmation.

8.2 - Payments, and any other sum due to the Seller for any reason whatsoever, shall be deemed to be net at the Seller's registered office and shall be made in accordance with the agreed terms and conditions. The Buyer, in case of delay in payment, shall be required to pay default interest, without the need for notice of default.

8.3 - Any delay in payment shall also give the Seller the right to invalidate, for the entire duration of the delay, the warranty referred to in Art. 5 above. The Buyer shall be obliged to pay the full price even in case of dispute or complaint. No offset-

ting shall be allowed against any amounts owed, howsoever arising, by the Seller.

Art. 9 - RETENTION OF TITLE

9.1 - In the event of payment being made - in whole or in part - after delivery, the delivered Products remain the Seller's property until the moment of the complete payment of the price according to the measure allowed by the law of the country where the Products are located. The Buyer undertakes to do whatever necessary to constitute in the country above mentioned a valid retention of title in the most extensive form permitted, or to provide a similar form of guarantee in favour of the Seller.

Art. 10 - WITHDRAWAL FROM SALES CONTRACT - SUSPENSION

10.1 - The Seller reserves the right to withdraw from the sales contract and cancel, in whole or in part, the Buyer's order in the event of a significant change in the Buyer's economic conditions and solvency, as well as in the case of any payment delay or irregularity on the part of the Buyer, including if related to a different supply.

10.2 - The Seller shall be entitled at any time to suspend the execution of the contract, giving written notice of at least 30 (thirty) working days to the Buyer for a maximum of 3 (three) months without incurring any liability. Within 3 (three) months from the relative notice of suspension, the Seller shall be required to communicate to the Buyer the continuation of the contract execution with prior written notice of at least 30 (thirty) working days. In the event of the Seller not asking for the contract to be continued within the established time limit of 3 (three) months, the Buyer shall be entitled to terminate the contract immediately by giving prompt written notice to the Seller.

Art. 11 - FORCE MAJEURE

11.1 - Should the manufacture and/or delivery of the Products by the Seller become impossible, excessively onerous or delayed due to a Force Majeure Event as defined in paragraph 11.2 below, the Seller may, at its option: (i) suspend deliveries of the Products until the Force Majeure Event has ceased; (ii) deliver a smaller quantity of Products, if the Products in its warehouse are insufficient and intended proportionately to satisfy other customers of the Seller; (iii) withdraw from the

contract, giving prompt written notice to the Buyer. Following the withdrawal, the Seller shall complete the execution of the delivery of the Products purchased by the Buyer for the part not affected by the Force Majeure Event, it being understood that the Buyer shall not make any further claim against the Seller, deriving directly or indirectly from the early termination of the contractual agreement.

If the impediment caused by the Force Majeure Event persists for a period of more than 90 (ninety) days, each party shall be entitled to withdraw from the relevant contract, without its acquiring any right to compensation for damages with respect to the other party.

Should any Force Majeure Event occur, the Seller shall not in any case be liable for any damages suffered by the Buyer as a result of the delay in delivery of the Products.

11.2 - "Force Majeure Event" means any event beyond the Seller's control that affects the production or delivery capacity of the Products - including without limitation strikes, non-delivery or delayed delivery, including partial, of raw materials by the Seller's suppliers, partial or total breakdowns of machinery and plants to be used in the production of the Products, fires, floods, riots, government decisions, regulatory changes, epidemics, pandemics or other health emergencies.

Art. 12 - APPLICABLE LAW - DISPUTES

12.1 - For everything not provided for, these general conditions shall be governed by Italian law. Any dispute arising out or in connection with the contracts to which these General Conditions apply shall be subject to the exclusive jurisdiction of the Seller's Court of Law. However, the Seller shall be entitled to act before Court of Law where the Buyer's registered office is located.

According to and for the effects of articles 1341 and 1342 of the Italian Civil Code, the following articles are deemed expressly approved: Art. 4.6 - Buyer's obligation to take over the Products - Limitation of the Seller's liability in case of delayed or early delivery of the Products; Art. 5.5 - Forfeiture of the right of warranty; Art. 6 - Limited liability of Seller; Art. 7.2 - Civil Liability; Art. 8.3 - Invalidation of warranty due to late payment - Obligation to pay disputed amounts - No set-off; Art. 10 - Withdrawal from sales contract - Suspension; Art. 12 - Applicable law - Disputes.

CONDIZIONI GENERALI DI VENDITA

Art. 1 - AMBITO DI APPLICAZIONE

1.1 - Le presenti Condizioni Generali disciplinano tutti gli attuali e futuri contratti di vendita stipulati dal Venditore relativamente ai suoi Prodotti salvo eventuali deroghe specificamente concordate per iscritto e si applicano sia ai contratti con Parti aventi sede in Italia sia a contratti con Parti che abbiano sede in Stati diversi. Il riferimento ad eventuali termini di resa si intenderà fatto agli INCOTERMS ed. 2020 della Camera di Commercio Internazionale.

1.2 - Le presenti Condizioni Generali annullano e sostituiscono ogni eventuale altra clausola e/o Condizione Generale di Acquisto allegata o altrimenti indicata negli ordini e/o nella diversa documentazione trasmessa dal Compratore, a meno che espressamente accettata per iscritto dal Venditore. Anche in quest'ultimo caso però, salvo espressa deroga scritta tra le Parti, le stesse dovranno essere coordinate con le presenti Condizioni Generali che, in quanto compatibili, rimarranno comunque efficaci tra le Parti.

Art. 2 - FORMAZIONE DEL CONTRATTO DI VENDITA

2.1 - L'accettazione, da parte del Compratore, dell'offerta o della conferma d'ordine del Venditore, comunque effettuata, comporta l'applicazione al contratto di vendita delle presenti Condizioni Generali, e ciò anche quando l'accettazione avvenga mediante la semplice esecuzione del contratto. L'offerta del Venditore si considera ferma ed è irrevocabile soltanto se viene dallo stesso qualificata tale per iscritto ed è in essa specificato un termine di validità. Si considera controproposta, nonostante il silenzio del Venditore, la risposta del Compratore che contenga aggiunte o modifiche, anche se tali da non alterare sostanzialmente i termini della proposta. Eventuali offerte fatte da agenti, rappresentanti e/o ausiliari di commercio del Venditore non saranno impegnative per quest'ultimo fino alla conferma da parte del Venditore stesso.

Art. 3 - CAMPIONI, DISEGNI E DOCUMENTI TECNICI - SUBFORNITURA - RISERVATEZZA

3.1 - I pesi, le dimensioni, gli spessori, le capacità, i prezzi, i rendimenti, i colori e gli altri dati figuranti nei cataloghi, prospetti, annunci pubblicitari, illustrazioni, listini prezzi o altri documenti del Venditore, così come le caratteristiche dei campioni e dei modelli da quest'ultimo inviati al Compratore, hanno carattere di indicazioni approssimative e, pertanto, non hanno valore impegnativo se non nella misura in cui espressamente menzionati come tali nell'offerta o nella conferma d'ordine del Venditore.

3.2 - Qualsiasi disegno, documento, informazione tecnica o software che permetta la fabbricazione o il montaggio dei Prodotti venduti o di loro parti del Venditore che siano rimessi al Compratore, tanto prima che dopo la stipulazione del contratto, rimangono di esclusiva proprietà del Venditore. I suddetti disegni, documenti, informazioni tecniche o software non potranno essere utilizzati dal Compratore per fini extracontrattuali o copiati, riprodotti, trasmessi o comunicati a terzi senza il previo consenso scritto del Venditore. Il Compratore, in particolare, non potrà affidare a terzi, né effettuare direttamente, la realizzazione di Prodotti che siano una riproduzione, totale o parziale, dei Prodotti o che comunque impieghino diritti di proprietà intellettuale, know-how o tecnologia del Venditore.

3.3 - I disegni, documenti, informazione tecnica o software del Compratore rimesse al Venditore prima o dopo la stipula del contratto, rimangono di esclusiva titolarità del Compratore e non potranno essere utilizzati dal Venditore, o copiati, riprodotti, trasmessi o comunicati a terzi senza il consenso scritto del Compratore nei limiti in cui essi:

a) siano coperti da brevetto o ad un altro diritto di proprietà

industriale o intellettuale del Compratore; ovvero

b) abbiano carattere segreto, e cioè non si riferiscano a cognizioni rese pubbliche dal Compratore o altrimenti note alla generalità degli operatori del settore, e non siano banali; purché, tuttavia, il Compratore abbia espressamente manifestato al Venditore per iscritto la propria volontà di riservarsi il diritto di sfruttamento esclusivo.

3.4 - Il Venditore si riserva il diritto, sotto la propria responsabilità, di affidare in subfornitura parte dei Prodotti commissionatigli dal Compratore.

3.5 - Il Compratore si impegna a non rivelare a terzi né ad utilizzare a fini extracontrattuali, anche dopo la cessazione di ogni rapporto con il Venditore, i segreti commerciali od aziendali, nonché ogni notizia riservata del Venditore di cui sia venuto a conoscenza in occasione dei rapporti contrattuali instaurati con quest'ultimo.

Art. 4 - CONSEGNA DEI PRODOTTI

4.1 - Salvo patto contrario, la consegna dei Prodotti ha luogo Ex works (INCOTERMS 2020), anche quando le Parti abbiano convenuto che la spedizione e/o il montaggio avvengano a cura dal Venditore: in tal caso, infatti, il Venditore agirà come mandatario del Compratore, essendo inteso che il trasporto verrà effettuato a spese e a rischio di quest'ultimo.

4.2 - I rischi passano al Compratore secondo quanto stabilito negli INCOTERMS applicabili. Il Venditore non risponde in nessun caso del perimento o del danneggiamento dei Prodotti avvenuto dopo il passaggio dei rischi ed il Compratore sarà comunque tenuto al pagamento del prezzo pattuito.

4.3 - Il Venditore farà del suo meglio per rispettare i termini di consegna indicati nell'offerta ovvero nella conferma d'ordine che comunque, salvo diverso accordo scritto tra le Parti, non potranno essere considerati essenziali.

4.4 - Laddove le Parti abbiano convenuto il pagamento di una penale da parte del Venditore per il caso di ritardo nella consegna dei Prodotti, il Compratore non potrà esigere, a titolo di risarcimento dei danni causati dal ritardo, il pagamento di somme ulteriori rispetto a quelle pattuite a titolo di penale.

4.5 - I termini di consegna dovranno intendersi prorogati di un periodo pari a quello di durata dell'impedimento qualora il Compratore non fornisca in tempo utile i dati o i materiali necessari alla fornitura, richieda delle varianti in corso di esecuzione ovvero ritardi nel rispondere alle richieste di approvazione dei disegni o degli schemi esecutivi.

4.6 - Il Compratore è sempre tenuto a prendere in consegna i Prodotti anche in caso di consegne parziali, anticipate o successive alla data concordata dalle Parti. In nessun caso il Venditore potrà essere ritenuto responsabile per i danni diretti e/o indiretti derivanti da anticipata o ritardata consegna dei Prodotti. Nel caso in cui il Compratore non abbia preso in consegna i Prodotti per cause non imputabili al Venditore o per cause di forza maggiore, il Compratore sopporterà tutte le spese, e ogni somma dovuta al Venditore, a qualsiasi titolo, diventerà immediatamente esigibile.

In tal caso il Venditore potrà:

a) immagazzinare i Prodotti a rischio, pericolo e spese del Compratore;

b) spedire i Prodotti in nome, per conto e a spese del Compratore presso la sede di quest'ultimo;

c) vendere con qualsiasi mezzo i Prodotti per conto del Compratore, trattenendo dal ricavato l'intero importo dovuto nonché le spese sostenute.

Sono fatti salvi gli ulteriori danni.

Art. 5 - GARANZIA

5.1 - Il Venditore garantisce che i Prodotti forniti sono conformi per quantità, qualità, tipo nonché alle specifiche tecniche espressamente concordate in contratto, con esclusione di qualunque garanzia circa l'impiego specifico al quale il Compratore, o il suo sub-acquirente, destina il prodotto acquista-

to, e che sono esenti da vizi che possano renderli non idonei all'uso cui sono destinati.

5.2 - La garanzia per vizi è limitata ai soli difetti dei Prodotti conseguenti a difetti di materiale o di fabbricazione riconducibili al Venditore e non opera nel caso in cui:

a) il Compratore non provi di aver effettuato un corretto uso, manutenzione, stoccaggio e conservazione dei Prodotti;

b) il Compratore abbia apportato delle modifiche o riparazioni ai Prodotti, senza il previo consenso scritto del Venditore;

c) i Prodotti siano stati montati o utilizzati non correttamente;

d) i difetti dei Prodotti siano dovuti alla normale usura di quelle parti che, per loro natura, sono soggette ad usura rapida e continua;

e) i difetti di conformità abbiano la loro causa in un fatto successivo al passaggio dei rischi al Compratore.

5.3 - La garanzia ha una durata di 12 (dodici) mesi decorrenti dalla data della consegna dei Prodotti al Compratore ed è subordinata alla regolare e tempestiva denuncia dei vizi e delle difformità da parte di quest'ultimo secondo quanto disposto al successivo comma, accompagnata dall'espressa richiesta scritta al Venditore di effettuare un intervento in garanzia. La garanzia per i Prodotti sostituiti decorre dal giorno dell'eventuale sostituzione. La garanzia per i componenti del Prodotto sostituiti decorre dal giorno dell'eventuale sostituzione, e comunque vale per il solo componente sostituito.

5.4 - La denuncia dei vizi o difetti di conformità dei Prodotti deve essere effettuata dal Compratore per iscritto e indicare dettagliatamente i vizi e le non conformità contestate, la data della consegna e la quantità di Prodotti difettosi. La denuncia deve essere effettuata, a pena di decadenza entro e non oltre 15 giorni decorrenti dalla data di consegna, nel caso di vizi palesi ovvero dalla data della scoperta, purché entro il periodo di durata della garanzia, laddove si tratti di vizi, difetti o non conformità occulti.

5.5 - Il Compratore decade dal diritto di garanzia laddove non consenta ogni ragionevole controllo richiesto dal Venditore o se, avendo il Venditore fatto richiesta di restituzione del Prodotto difettoso a proprie spese, il Compratore ometta di restituire i Prodotti difettosi entro 15 giorni dalla richiesta.

5.6 - Nel caso in cui la denuncia effettuata dal Compratore risulti infondata, quest'ultimo sarà tenuto a risarcire al Venditore tutte le spese da quest'ultimo sostenute per l'accertamento. Qualora invece la denuncia del Compratore, effettuata in conformità a quanto statuito nel presente articolo, risulti fondata, il Venditore provvederà - a sua esclusiva e discrezionale scelta ed entro un termine ragionevole (avuto riguardo all'entità della contestazione) - a sostituire gratuitamente EXW-sede del Venditore i Prodotti difettosi o non conformi, effettuando le suddette operazioni presso i propri stabilimenti. La resa dei Prodotti è a carico del Compratore. Laddove le Parti concordino sull'opportunità di effettuare le operazioni di sostituzione direttamente presso gli stabilimenti del Compratore o in altro luogo, le spese di trasferta - comprendenti viaggio, vitto e alloggio del personale del Venditore - saranno a carico del Compratore, il quale fornirà inoltre tutti i mezzi e il personale ausiliario richiesti per eseguire l'intervento nel modo più rapido e sicuro.

5.7 - Decorsa la durata della garanzia, nessuna pretesa potrà essere fatta valere nei confronti del Venditore.

Art. 6 - LIMITAZIONE DI RESPONSABILITÀ DEL VENDITORE

6.1 - Salvo dolo o colpa grave del Venditore, l'eventuale risarcimento di qualsiasi danno al Compratore non potrà comunque superare il valore di fattura del Prodotto difettoso. La garanzia di cui al precedente Articolo è assorbente e sostitutiva delle garanzie legali per vizi e conformità ed esclude ogni altra possibile responsabilità del Venditore, comunque originata dai Prodotti forniti. Il Compratore non potrà pertanto avanzare altre richieste di risarcimento del danno, di ridu-

zione del prezzo o di risoluzione del contratto.

6.2 - La responsabilità del Venditore è contenuta nei limiti di cui al precedente Articolo ed è relativa ai soli Prodotti forniti dal Venditore medesimo. Quest'ultimo non assume pertanto alcuna responsabilità per l'eventuale difettoso funzionamento di sistemi o macchine realizzati dal Compratore o da terzi con i Prodotti forniti dal Venditore, anche nel caso gli stessi siano stati montati o collegati secondo schemi o disegni suggeriti dal Venditore, a meno che tali schemi e disegni non siano stati oggetto di distinta remunerazione: in tale ultimo caso, la responsabilità del Venditore sarà comunque circoscritta a quanto compreso negli schemi o disegni in oggetto.

6.3 - In nessun caso il Venditore potrà essere ritenuto responsabile per danni indiretti o consequenziali, perdite di produzione o mancati profitti.

Art. 7 - NORME TECNICHE E RESPONSABILITÀ CIVILE

7.1 - Il Venditore garantisce le prestazioni dei Prodotti solo ed esclusivamente in relazione ad usi, destinazioni, applicazioni, tolleranze, capacità da lui espressamente indicati e il Compratore non è dunque autorizzato a disporre in modo difforme. Qualora il Compratore destini i Prodotti alla rivendita, sarà suo onere e responsabilità portare a conoscenza dei suoi acquirenti le indicazioni di cui al precedente comma.

7.2 - Il risarcimento per eventuali danni a persone o cose, derivanti dalla difettosità dei Prodotti forniti e direttamente riconducibile al Venditore, è limitato al massimale indicato nella polizza per responsabilità civile della medesima ed è subordinato ai termini ed alle condizioni di applicazione di detta polizza.

Art. 8 - PREZZI - PAGAMENTI

8.1 - Salvo sia altrimenti specificato nell'offerta o nella conferma d'ordine, i prezzi si intendono sempre Ex Works e non comprendono: i costi di imballaggio, le imposte, i dazi e ogni altro onere aggiuntivo. Del pari, a meno che le Parti abbiano diversamente convenuto, non sono compresi nel prezzo: l'eventuale progettazione e l'installazione dei Prodotti forniti, i collaudi, manuali e corsi di addestramento, l'assistenza all'avviamento e tutte le prestazioni e gli oneri non menzionati nell'offerta o nella conferma d'ordine.

8.2 - I pagamenti, e ogni altra somma dovuta a qualsiasi titolo al Venditore, si intendono netti alla sede del Venditore e dovranno essere effettuati conformemente alle modalità convenute. Il Compratore, in caso di ritardo nel pagamento, sarà tenuto a corrispondere, senza necessità di messa in mora, gli interessi moratori.

8.3 - Eventuali ritardi nei pagamenti attribuiranno altresì al

Venditore il diritto di escludere, per tutto il periodo di permanenza del ritardo, la garanzia di cui al precedente Art. 5. Il Compratore è tenuto al pagamento integrale del prezzo anche in caso di contestazione o controversia. Non è ammessa compensazione con eventuali crediti, comunque insorti, nei confronti del Venditore.

Art. 9 - RISERVA DI PROPRIETÀ

9.1 - Nel caso in cui il pagamento debba essere effettuato - in tutto o in parte - dopo la consegna, i Prodotti consegnati restano di proprietà del Venditore sino al momento del completo pagamento del prezzo nella misura permessa dalla legge del Paese dove i prodotti si trovano. Il Compratore s'impegna a fare quanto necessario per costituire nel suddetto Paese una valida riserva di proprietà nella forma più estesa consentita, o per porre in essere un'analoga forma di garanzia a favore del Venditore.

Art. 10 - RECESSO DAL CONTRATTO DI VENDITA - SOSPENSIONE

10.1 - Il Venditore si riserva il diritto di recedere dal contratto di vendita e annullare, in tutto od in parte, l'ordine del Compratore in caso di sensibile modifica delle condizioni economiche del Compratore e della sua solvibilità nonché qualsiasi ritardo o irregolarità nel pagamento da parte del Compratore, anche se relativo a una diversa fornitura.

10.2 - Il Venditore potrà in ogni momento sospendere l'esecuzione del contratto, dandone preavviso scritto di almeno 30 (trenta) giorni lavorativi al Compratore per un massimo di 3 (tre) mesi senza incorrere in alcuna responsabilità. Entro 3 (tre) mesi dalla relativa comunicazione di sospensione il Venditore dovrà comunicare al Compratore la ripresa dell'esecuzione del contratto dandone preavviso scritto di almeno 30 (trenta) giorni lavorativi. Qualora il Venditore non richieda la prosecuzione del contratto entro il termine stabilito di 3 (tre) mesi, il Compratore avrà la facoltà di risolvere immediatamente il contratto dandone tempestiva comunicazione scritta al Venditore.

Art. 11 - FORZA MAGGIORE

11.1 - Ove la produzione e/o la consegna dei Prodotti da parte del Venditore sia resa impossibile, eccessivamente onerosa o ritardata a causa di un Evento di Forza Maggiore come definito dal successivo Art. 11.2, il Venditore potrà, a propria scelta: (i) sospendere le consegne dei Prodotti fintantoché non sia cessato l'Evento di Forza Maggiore; (ii) consegnare una quantità minore di Prodotti, qualora i Prodotti presenti nel proprio

magazzino siano insufficienti e vengano destinati in proporzione a soddisfare altri clienti del Venditore; (iii) recedere dal contratto, dandone tempestiva notifica per iscritto al Compratore. A seguito del recesso, il Venditore completerà l'esecuzione della consegna dei Prodotti acquistati dal Compratore per la parte non inficiata dall'Evento di Forza Maggiore, restando inteso che il Compratore non avanzerà qualsivoglia ulteriore pretesa nei confronti del Venditore, derivante direttamente o indirettamente dall'anticipato scioglimento del rapporto contrattuale.

Ove l'impedimento dovuto all'Evento di Forza Maggiore persista per un periodo superiore a 90 (novanta) giorni, ciascuna parte avrà diritto di recedere dal relativo contratto, senza che sorga in capo ad essa alcun diritto nei confronti dell'altra parte al risarcimento di danni.

Ove ricorrano Eventi di Forza Maggiore, il Venditore non risponderà in alcun caso di eventuali danni derivanti per il Compratore dal ritardo nella consegna dei Prodotti.

11.2 - Per "Evento di Forza Maggiore" si intende qualsiasi evento al di fuori del controllo del Venditore che incida sulla capacità produttiva o di consegna dei Prodotti - ivi inclusi, a titolo esemplificativo, scioperi, mancata o ritardata consegna, anche parziale, delle materie prime da parte dei fornitori del Venditore, rotture parziali o totali di macchinari e impianti da impiegarsi nella realizzazione dei Prodotti, incendi, inondazioni, rivolte, decisioni delle autorità, modifiche normative, epidemie, pandemie o altre emergenze sanitarie.

Art. 12 - LEGGE APPLICABILE - CONTROVERSIE

12.1 - Per tutto quanto non previsto le presenti Condizioni Generali sono regolate dalla legge italiana. Per ogni controversia relativa o comunque collegata ai contratti cui si applicano le presenti Condizioni Generali è esclusivamente competente il Foro del Venditore. Quest'ultimo avrà tuttavia facoltà di agire dinanzi al foro della sede del Compratore.

Ai sensi e per gli effetti degli articoli 1341 e 1342 del Codice Civile si intendono espressamente approvati i seguenti articoli: Art. 4.6 - Obbligo del compratore di prendere in consegna i Prodotti - Limitazione di responsabilità del Venditore in caso di consegna ritardata o anticipata dei Prodotti; Art. 5.5 - Decadenza dal diritto di garanzia; Art. 6 - Limitazione di responsabilità del Venditore; Art. 7.2 - Responsabilità Civile; Art. 8.3 - Esclusione di garanzia per ritardo nel pagamento - Obbligo di pagamento somme contestate - Divieto di Compensazione; Art. 10 - Recesso dal contratto di vendita - Sospensione; Art. 12 - Legge applicabile - Controversie.



This catalogue is printed
on FSC certified paper.

Save paper, save trees!
Please note you will always
find the most updated edition
of this catalogue available on
our website www.intertraco.it

Intertraco (Italia) S.p.A.

Via Amaldi 1/A
I-46029 Suzzara
Mantova | Italy

T +39 0376 539711
F +39 0376 521722
info@intertraco.it

www.intertraco.it

