

HYDRAULIC HOSES

FlexIT 008



 **intertraco**



HYDRAULIC HOSES

FlexIT 008

© Intertraco (Italia) S.p.A.

Flexible Hoses Catalogue *FlexIT 008* - rev.00 - March 8, 2008

The data reported in this catalogue are not binding.
Intertraco (Italia) S.p.A. reserves the right to change specifications without notice.

WARNING



●

Intertraco products are part of an engineered system which must be assembled and used in accordance with Intertraco instructions and limitations.

●

Failure to follow Intertraco instructions and limitations could lead to premature hose or hose assemblies failures resulting in property damage, serious injury or death.

●

Intertraco's limited warranty shall apply only if the customer uses hose and couplings specifically engineered and produced to Intertraco process specifications.

●

Intertraco disclaims any responsibility or liability for any hose assemblies not produced from genuine Intertraco hose and couplings, in conformance with Intertraco process specifications for each specific hose assembly.

●

Intertraco does not identify all the end users of its products so that cannot distribute to these end users the product safety and use information. Therefore, we must rely on the sellers and distributors of Intertraco products to provide a copy of this warning and precautions to all the end users.

●

It is not allowed to select or use hose and couplings without reading this warning, the precautions on page 28 and the specific instructions contained into hose data sheets.

●

When selecting a compatible fitting series please always make reference to the Intertraco hose and fittings compatibility chart and assembling instructions.

Index

HOSES			
HOSE TYPE	HOSE STANDARD	DESCRIPTION	PAGE
FlexIT 1T	EN 853 1SN - Exceeds SAE 100 R1AT	One Wire Braid Hose	6
FlexIT 2T	EN 853 2SN - Exceeds SAE 100 R2AT	Two wire Braid Hose	7
FlexIT HT1	EN 853 1SN - Exceeds SAE 100 R1AT	One Wire Braid High Temperature Hose	8
FlexIT HT2	EN 853 2SN - Exceeds SAE 100 R2AT	Two Wire Braid High Temperature Hose	9
FlexIT SK117	Meets or Exceeds: EN 857 1SC, all Sizes SAE 100 R17, Sizes 04 -05 -06 -08	One Wire Braid Compact Hose	10
FlexIT SK142	SAE 100 R16	One Wire Braid Compact Hose	11
FlexIT SC216	EN 857 2SC - Exceeds SAE 100 R16	Two Wire Braid Compact Hose	12
FlexIT SK216	Exceeds: EN 857 2SC, all Sizes - SAE 100 R17, Sizes 10 -12 -16	Two Wire Braid Compact Hose	13
FlexIT 3T	Forestry Hose	Three Wire Braid Compact Hose	14
FlexIT PT	Pilot Hose	One Wire Braid Hose	15
FlexIT R4	SAE 100 R4	One Helical Wire And Two Textile Braid Hose	16
FlexIT R5	SAE 100 R5	One Textile And One Wire Braid Hose	17
FlexIT EZ-Lock	SAE 100 R6	Push-on Hose	18
FlexIT T7	Meets or Exceeds EN 855 R7 and SAE 100 R7	Two Textile Braid Hose	19
FlexIT T14	SAE 100 R14	One Wire Braid Hose	20
FlexIT P4	EN 856 4SP	Four Wire Spiral Hose	21
FlexIT H4	EN 856 4SH	Four Wire Spiral Hose	22
FlexIT SHP	EN 856 4SP - Exceeds SAE 100 R12	Four Wire Spiral Hose	23
FlexIT S12	Meets or Exceeds SAE 100 R12	Four Wire Spiral Hose	24
FlexIT 5000	EN 856 R13 - SAE 100 R13	Four or Six Wire Spiral Hose	25
FlexIT 6000	SAE 100 R15 - Exceeds SAE 100 R13	Four or Six Wire Spiral Hose	26
FlexIT WB	Waterblast Hose	Four or Six Wire Spiral Hose	27

CHARTS AND OTHER INFORMATIONS	
DESCRIPTION	PAGE
Wire Braid and Spiral Hose Range and Sizes	4
Hose Selection Chart by Max Working Pressure	5
Precautions	28
Selecting Hose Size by Flow Capacity	29
Chemical Compatibility Chart For FlexIT Rubber Hoses	30
Correct Hose Assembly Installation	32

Wire Braid and Spiral Hose Range and Sizes

INTERTRACO WIRE BRAID HOSE RANGE

Intertraco Hose Type	Hose Standard	Ø mm	3	5	6	8	10	12	16	19	25	31	38	51	63	76	102
		Ø inch	1/8"	3/16"	1/4"	5/16"	3/8"	1/2"	5/8"	3/4"	1"	1 1/4"	1 1/2"	2"	2 1/2"	3"	4"
		Size	-02	-03	-04	-05	-06	-08	-10	-12	-16	-20	-24	-32	-40	-48	-64
FlexIT 1T	EN 853 1SN				◆	◆	◆	◆	◆	◆	◆	◆	◆	◆			
FlexIT 2T	EN 853 2SN				◆	◆	◆	◆	◆	◆	◆	◆	◆	◆			
FlexIT HT1	EN 853 1SN				◆	◆	◆	◆	◆	◆	◆	◆	◆	◆			
FlexIT HT2	EN 853 2SN				◆	◆	◆	◆	◆	◆	◆	◆	◆	◆			
FlexIT SK117	EN 857 1SC				◆	◆	◆	◆	◆	◆	◆						
FlexIT SK142	SAE 100 R16				◆	◆	◆	◆									
FlexIT SC216	EN857 2SC				◆	◆	◆	◆	◆	◆	◆						
FlexIT SK216	-				◆	◆	◆	◆	◆	◆	◆						
FlexIT 3T	-						◆	◆		◆	◆						
FlexIT PT	-			◆	◆	◆	◆	◆									
FlexIT R4	SAE 100 R4									◆	◆	◆	◆	◆	◆	◆	◆
FlexIT R5*	SAE 100 R5		R-04	R-05	R-06	R-08 (13/32")	R-10	R-12	R-16 (7/8")		R-20 (1 1/8")	R-24 (1 3/8")	R-32 (1 3/16")				
FlexIT EZ-Lock	SAE 100 R6				◆	◆	◆	◆	◆	◆	◆						
FlexIT T7	SAE 100 R7			◆	◆	◆	◆	◆	◆	◆	◆						
FlexIT T14	SAE 100 R14	◆	◆	◆	◆	◆	◆	◆	◆	◆	◆						

* R5 hoses follow different nominal bore.

INTERTRACO WIRE SPIRAL HOSE RANGE

Intertraco Hose Type	Hose Standard	Ø mm	6	10	12	16	19	25	31	38	51
		Ø inch	1/4"	3/8"	1/2"	5/8"	3/4"	1"	1 1/4"	1 1/2"	2"
		Size	-04	-06	-08	-10	-12	-16	-20	-24	-32
FlexIT P4	EN 856 4SP		◆	◆	◆	◆	◆	◆	◆	◆	◆
FlexIT H4	EN 856 4SH						◆	◆	◆	◆	◆
FlexIT SHP	-			◆	◆	◆	◆	◆			
FlexIT S12	SAE 100 R12			◆	◆	◆	◆	◆	◆	◆	◆
FlexIT 5000	SAE 100 R13						◆	◆	◆	◆	◆
FlexIT 6000	SAE 100 R15						◆	◆	◆	◆	◆
FlexIT WB1	-		◆	◆	◆		◆	◆			
FlexIT WB2	-		◆	◆	◆		◆				
FlexIT WB3	-		◆	◆	◆		◆				

Hose Selection Chart by Max Working Pressure





BAR

Intertraco Hose Type			FlexIT 1T	FlexIT 2T	FlexIT SK117	FlexIT SK142	FlexIT SC216	FlexIT SK216	FlexIT 3T	FlexIT P4	FlexIT H4	FlexIT SHP	FlexIT S12	FlexIT 5000	FlexIT 6000
Hose Standard			EN 853 1SN	EN 853 2SN	EN 857 1SC	SAE 100 R16	EN 857 2SC	-	-	EN 856 4SP	EN 856 4SH	-	SAE 100 R12	SAE 100 R13	SAE 100 R15
Ø mm	Ø inch	Size													
6	1/4"	-04	225	400	250	345	400	450		450					
8	5/16"	-05	215	350	230	295	350	420							
10	3/8"	-06	180	330	210	275	330	385	500	445		450	280		
12	1/2"	-08	160	275	210	240	275	345	470	415		420	280		
16	5/8"	-10	130	250	130		250	290		350		350	280		
19	3/4"	-12	105	215	105		215	280	375	350	420	350	280	350	420
25	1"	-16	88	165	88		165	230	310	280	380	280	280	350	420
31	1 1/4"	-20	63	125							350		210	350	420
38	1 1/2"	-24	50	90							300		210	350	420
51	2"	-32	40	80							250		210	350	420

PSI

Intertraco Hose Type			FlexIT 1T	FlexIT 2T	FlexIT SK117	FlexIT SK142	FlexIT SC216	FlexIT SK216	FlexIT 3T	FlexIT P4	FlexIT H4	FlexIT SHP	FlexIT S12	FlexIT 5000	FlexIT 6000
Hose Standard			EN 853 1SN	EN 853 2SN	EN 857 1SC	SAE 100 R16	EN 857 2SC	-	-	EN 856 4SP	EN 856 4SH	-	SAE 100 R12	SAE 100 R13	SAE 100 R15
Ø mm	Ø inch	Size													
6	1/4"	-04	3265	5800	3600	5000	5800	6500		6500					
8	5/16"	-05	3120	5075	3300	4300	5000	6000							
10	3/8"	-06	2610	4785	3000	4000	4800	5500	7200	6500		6500	4000		
12	1/2"	-08	2320	3990	3000	3500	4000	5000	6800	6000		6000	4000		
16	5/8"	-10	1885	3625	1900		3600	4200		5000		5000	4000		
19	3/4"	-12	1525	3120	1500		3100	4000	5400	5000	6000	5000	4000	5000	6000
25	1"	-16	1275	2395	1250		2400	3300	4500	4000	5500	4000	4000	5000	6000
31	1 1/4"	-20	915	1815							5000		3000	5000	6000
38	1 1/2"	-24	725	1305							4350		3000	5000	6000
51	2"	-32	580	1160							3600		3000	5000	6000


You can select hoses which meet or exceed a certain Isobaric line by following the colour coding:

210 bar / 3000 psi	
275 bar / 4000 psi	
345 bar / 5000 psi	
420 bar / 6000 psi	

FlexIT 1T

ONE WIRE BRAID HOSE

EN 853 1SN - EXCEEDS SAE 100 R1AT



A. Construction

- 1 - Synthetic rubber tube
- 2 - One high tensile steel wire braid
- 3 - Synthetic rubber cover, MSHA flame retardant approved

B. Application

Hydraulic oils, both mineral and biological
Polyglycol base oils, water/oil emulsions and water

C. Temperature range

Hydraulic oils: -40 °C to +100 °C (-40 °F to +212°F)
occasional peaks up to +125 °C (+250 °F)
Polyglycol base oils, water-oil emulsions and water:
up to +85 °C (+185 °F)

HOSE TYPE	Ø HOSE			REINFORCEMENT DIAMETER		OUTSIDE DIAMETER		WORKING PRESSURE		BURST PRESSURE		BEND RADIUS		WEIGHT	
	DN	INCH	SIZE	[mm]	[in]	[mm]	[in]	[bar]	[psi]	[bar]	[psi]	[mm]	[in]	[kg/m]	[lb/ft]
DIN1SN-04	6	1/4"	04	11,1	0,437	13,4	0,528	225	3265	900	13060	100	3,94	0,21	0,14
DIN1SN-05	8	5/16"	05	12,7	0,500	15,0	0,591	215	3120	860	12480	115	4,53	0,24	0,16
DIN1SN-06	10	3/8"	06	15,1	0,594	17,4	0,685	180	2610	720	10440	130	5,12	0,33	0,22
DIN1SN-08	12	1/2"	08	18,3	0,720	20,6	0,811	160	2320	640	9280	180	7,09	0,41	0,28
DIN1SN-10	16	5/8"	10	21,4	0,843	23,7	0,933	130	1885	520	7540	200	7,87	0,45	0,30
DIN1SN-12	19	3/4"	12	25,4	1,000	27,7	1,091	105	1525	420	6100	240	9,45	0,58	0,39
DIN1SN-16	25	1"	16	33,3	1,311	35,6	1,402	88	1275	352	5100	300	11,81	0,88	0,59
DIN1SN-20	31	1.1/4"	20	40,5	1,594	43,5	1,713	63	915	252	3660	420	16,54	1,23	0,83
DIN1SN-24	38	1.1/2"	24	46,8	1,843	50,6	1,992	50	725	200	2900	500	19,69	1,51	1,01
DIN1SN-32	51	2"	32	60,2	2,370	64,0	2,520	40	580	160	2320	630	24,80	1,97	1,32

COMPATIBILITY CHART BETWEEN THIS HOSE AND INTERTRACO APPROVED FITTINGS*

FlexIT 1T	-03	-04	-05	-06	-08	-10	-12	-16	-20	-24	-32
1 Piece 	No-skive: K series										
	No-skive: J series										
2 Piece 	No-skive: B insert + SN03T ferrule										
	Ext-skive: B insert + S0210 ferrule										


* For fittings details please make reference to Intertraco fittings catalogues.

** Please refer to our crimping chart for more detailed application data.

FlexIT 2T

TWO WIRE BRAID HOSE

EN 853 2SN - EXCEEDS SAE 100 R2AT



A. Construction

- 1 - Synthetic rubber tube
- 2 - Two high tensile steel wire braids
- 3 - Synthetic rubber cover, MSHA flame retardant approved

B. Application

Hydraulic oils, both mineral and biological
Polyglycol base oils, water/oil emulsions and water

C. Temperature range

Hydraulic oils: -40°C to +100°C (-40°F to +212°F)
occasional peaks up to +125°C (+250°F)
Polyglycol base oils, water-oil emulsions and water:
up to +85°C (+185°F)

HOSE TYPE	Ø HOSE			REINFORCEMENT DIAMETER		OUTSIDE DIAMETER		WORKING PRESSURE		BURST PRESSURE		BEND RADIUS		WEIGHT	
	DN	INCH	SIZE	[mm]	[in]	[mm]	[in]	[bar]	[psi]	[bar]	[psi]	[mm]	[in]	[kg/m]	[lb/ft]
DIN2SN-04	6	1/4"	04	12,7	0,500	15,0	0,591	400	5800	1600	23200	100	3,94	0,33	0,22
DIN2SN-05	8	5/16"	05	14,3	0,563	16,6	0,654	350	5075	1400	20300	115	4,53	0,39	0,26
DIN2SN-06	10	3/8"	06	16,7	0,657	19,0	0,748	330	4785	1320	19140	130	5,12	0,50	0,34
DIN2SN-08	12	1/2"	08	19,8	0,780	22,2	0,874	275	3990	1100	15960	180	7,09	0,59	0,40
DIN2SN-10	16	5/8"	10	23,0	0,906	25,4	1,000	250	3625	1000	14500	200	7,87	0,71	0,48
DIN2SN-12	19	3/4"	12	27,0	1,063	29,3	1,154	215	3120	860	12480	240	9,45	0,86	0,58
DIN2SN-16	25	1"	16	34,9	1,374	38,1	1,500	165	2395	660	9580	300	11,81	1,28	0,86
DIN2SN-20	31	1.1/4"	20	44,5	1,752	48,3	1,902	125	1815	500	7260	420	16,54	2,02	1,36
DIN2SN-24	38	1.1/2"	24	50,8	2,000	54,6	2,150	90	1305	360	5220	500	19,69	2,23	1,50
DIN2SN-32	51	2"	32	63,5	2,500	67,3	2,650	80	1160	320	4640	630	24,80	2,85	1,92

COMPATIBILITY CHART BETWEEN THIS HOSE AND INTERTRACO APPROVED FITTINGS*

FlexIT 2T	-03	-04	-05	-06	-08	-10	-12	-16	-20	-24	-32
1 Piece 	No-skive: K series										
	No-skive: J series										
2 Piece 	No-skive: B insert + SN03T ferrule										
	Ext-skive: B insert + S0420 ferrule										

* For fittings details please make reference to Intertraco fittings catalogues.


** Please refer to our crimping chart for more detailed application data.

FlexIT HT1

ONE WIRE BRAID HIGH TEMPERATURE HOSE

EN 853 1SN - EXCEEDS SAE 100 R1AT

+135 °C / +275 °F



A. Construction

- 1 - Synthetic rubber tube
- 2 - One high tensile steel wire braid
- 3 - Blue synthetic rubber cover

B. Application

High temperature hose
Hydraulic oils, both mineral and biological
Polyglycol base oils, water-oil emulsions and water

C. Temperature range

Hydraulic oils: -40°C to +135°C (-40°F to +275°F)
occasional peaks up to +150°C (+302°F)
Polyglycol base oils, water-oil emulsions and water:
up to +85°C (+185°F)

HOSE TYPE	Ø HOSE			REINFORCEMENT DIAMETER		OUTSIDE DIAMETER		WORKING PRESSURE		BURST PRESSURE		BEND RADIUS		WEIGHT	
	DN	INCH	SIZE	[mm]	[in]	[mm]	[in]	[bar]	[psi]	[bar]	[psi]	[mm]	[in]	[kg/m]	[lb/ft]
HT1-04	6	1/4"	04	11,1	0,437	13,4	0,528	225	3265	900	13060	100	3,94	0,21	0,14
HT1-05	8	5/16"	05	12,7	0,500	15,0	0,591	215	3120	860	12480	115	4,53	0,24	0,16
HT1-06	10	3/8"	06	15,1	0,594	17,4	0,685	180	2610	720	10440	130	5,12	0,33	0,22
HT1-08	12	1/2"	08	18,3	0,720	20,6	0,811	160	2320	640	9280	180	7,09	0,41	0,28
HT1-10	16	5/8"	10	21,4	0,843	23,7	0,933	130	1885	520	7540	200	7,87	0,45	0,30
HT1-12	19	3/4"	12	25,4	1,000	27,7	1,091	105	1525	420	6100	240	9,45	0,58	0,39
HT1-16	25	1"	16	33,3	1,311	35,6	1,402	88	1275	352	5100	300	11,81	0,88	0,59
HT1-20	31	1.1/4"	20	40,5	1,594	43,5	1,713	63	915	252	3660	420	16,54	1,23	0,83
HT1-24	38	1.1/2"	24	46,8	1,843	50,6	1,992	50	725	200	2900	500	19,69	1,51	1,01
HT1-32	51	2"	32	60,2	2,370	64,0	2,520	40	580	160	2320	630	24,80	1,97	1,32

COMPATIBILITY CHART BETWEEN THIS HOSE AND INTERTRACO APPROVED FITTINGS*

FlexIT HT1	-03	-04	-05	-06	-08	-10	-12	-16	-20	-24	-32
1 Piece 	No-skive: K series										
	No-skive: J series										
2 Piece 	No-skive: B insert + SN03T ferrule										
	Ext-skive: B insert + S0210 ferrule										

* For fittings details please make reference to Intertraco fittings catalogues.


** Please refer to our crimping chart for more detailed application data.

FlexIT HT2

TWO WIRE BRAID HIGH TEMPERATURE HOSE

EN 853 2SN - EXCEEDS SAE 100 R2AT

+135 °C / +275 °F



A. Construction

- 1 - Synthetic rubber tube
- 2 - Two high tensile steel wire braids
- 3 - Blue synthetic rubber cover

B. Application

High temperature hose
Hydraulic oils, both mineral and biological
Polyglycol base oils, water-oil emulsions and water

C. Temperature range

Hydraulic oils: -40 °C to +135 °C (-40 °F to +275°F)
occasional peaks up to +150 °C (+302 °F)
Polyglycol base oils, water-oil emulsions and water:
up to +85 °C (+185 °F)

HOSE TYPE	Ø HOSE			REINFORCEMENT DIAMETER		OUTSIDE DIAMETER		WORKING PRESSURE		BURST PRESSURE		BEND RADIUS		WEIGHT	
	DN	INCH	SIZE	[mm]	[in]	[mm]	[in]	[bar]	[psi]	[bar]	[psi]	[mm]	[in]	[kg/m]	[lb/ft]
HT2-04	6	1/4"	04	12,7	0,500	15,0	0,591	400	5800	1600	23200	100	3,94	0,33	0,22
HT2-05	8	5/16"	05	14,3	0,563	16,6	0,654	350	5075	1400	20300	115	4,53	0,39	0,26
HT2-06	10	3/8"	06	16,7	0,657	19,0	0,748	330	4785	1320	19140	130	5,12	0,50	0,34
HT2-08	12	1/2"	08	19,8	0,780	22,2	0,874	275	3990	1100	15960	180	7,09	0,59	0,40
HT2-10	16	5/8"	10	23,0	0,906	25,4	1,000	250	3625	1000	14500	200	7,87	0,71	0,48
HT2-12	19	3/4"	12	27,0	1,063	29,3	1,154	215	3120	860	12480	240	9,45	0,86	0,58
HT2-16	25	1"	16	34,9	1,374	38,1	1,500	165	2395	660	9580	300	11,81	1,28	0,86
HT2-20	31	1.1/4"	20	44,5	1,752	48,3	1,902	125	1815	500	7260	420	16,54	2,02	1,36
HT2-24	38	1.1/2"	24	50,8	2,000	54,6	2,150	90	1305	360	5220	500	19,69	2,23	1,50
HT2-32	51	2"	32	63,5	2,500	67,3	2,650	80	1160	320	4640	630	24,80	2,85	1,92

COMPATIBILITY CHART BETWEEN THIS HOSE AND INTERTRACO APPROVED FITTINGS*

FlexIT HT2	-03	-04	-05	-06	-08	-10	-12	-16	-20	-24	-32
1 Piece 	No-skive: K series										
	No-skive: J series										
2 Piece 	No-skive: B insert + SN03T ferrule										
	Ext-skive: B insert + S0420 ferrule										

* For fittings details please make reference to Intertraco fittings catalogues.

** Please refer to our crimping chart for more detailed application data.

FlexIT SK117

ONE WIRE BRAID COMPACT HOSE

MEETS OR EXCEEDS: EN 857 1SC, ALL SIZES - SAE 100 R17, SIZES 04 -05 -06 -08



A. Construction

- 1 - Synthetic rubber tube
- 2 - One high tensile steel wire braid
- 3 - Synthetic rubber cover

B. Application

Hydraulic oils, both mineral and biological
Polyglycol base oils, water-oil emulsions and water

C. Temperature range

Hydraulic oils: -40°C to +100°C (-40°F to +212°F)
Polyglycol base oils, water-oil emulsions and water:
up to +85°C (+185°F)

HOSE TYPE	Ø HOSE			MEDIUM REINFORCEMENT DIAMETER		MAX OUTSIDE DIAMETER		WORKING PRESSURE		BURST PRESSURE		BEND RADIUS		WEIGHT	
	DN	INCH	SIZE	[mm]	[in]	[mm]	[in]	[bar]	[psi]	[bar]	[psi]	[mm]	[in]	[kg/m]	[lb/ft]
SK117-04	6	1/4"	04	10,4	0,409	13,0	0,512	250	3600	1000	14400	45	1,77	0,18	0,12
SK117-05	8	5/16"	05	11,5	0,453	14,5	0,571	230	3300	920	13200	55	2,17	0,21	0,14
SK117-06	10	3/8"	06	13,6	0,535	16,8	0,661	210	3000	840	12000	65	2,56	0,28	0,18
SK117-08	12	1/2"	08	17,0	0,669	20,0	0,787	210	3000	840	12000	90	3,54	0,36	0,24
SK117-10	16	5/8"	10	20,4	0,803	23,0	0,906	130	1900	520	7600	150	5,91	0,41	0,28
SK117-12	19	3/4"	12	23,8	0,937	26,7	1,051	105	1500	420	6000	180	7,09	0,52	0,35
SK117-16	25	1"	16	31,3	1,232	34,9	1,374	88	1250	352	5000	230	9,06	0,78	0,52

SK117P: version with UHMPE antiabrasion cover

COMPATIBILITY CHART BETWEEN THIS HOSE AND INTERTRACO APPROVED FITTINGS*

FlexIT SK117	-03	-04	-05	-06	-08	-10	-12	-16	-20	-24	-32
1 Piece 		No-skive: K series									
		No-skive: T series									
2 Piece 		No-skive: B insert + SCX0T ferrule									

* For fittings details please make reference to Intertraco fittings catalogues.

** Please refer to our crimping chart for more detailed application data.

FlexIT SK142

ONE WIRE BRAID COMPACT HOSE

SAE 100 R16



A. Construction

- 1 - Synthetic rubber tube
- 2 - One high tensile steel wire braid
- 3 - Synthetic rubber cover

B. Application


Hydraulic oils, both mineral and biological
Polyglycol base oils, water-oil emulsions and water

C. Temperature range

Hydraulic oils: -40°C to +100°C (-40°F to +212°F)
Polyglycol base oils, water-oil emulsions and water:
up to +85°C (+185°F)

HOSE TYPE	Ø HOSE			MEDIUM REINFORCEMENT DIAMETER		MAX OUTSIDE DIAMETER		WORKING PRESSURE		BURST PRESSURE		BEND RADIUS		WEIGHT	
	DN	INCH	SIZE	[mm]	[in]	[mm]	[in]	[bar]	[psi]	[bar]	[psi]	[mm]	[in]	[kg/m]	[lb/ft]
SK142-04	6	1/4"	04	10,5	0,413	14,1	0,555	345	5000	1380	20000	51	2,01	0,18	0,12
SK142-05	8	5/16"	05	12,5	0,492	15,1	0,594	295	4300	1180	17200	57	2,24	0,27	0,18
SK142-06	10	3/8"	06	14,8	0,583	18,1	0,713	275	4000	1100	16000	63	2,48	0,28	0,18
SK142-08	12	1/2"	08	18,6	0,732	21,7	0,854	240	3500	960	14000	89	3,50	0,36	0,24

COMPATIBILITY CHART BETWEEN THIS HOSE AND INTERTRACO APPROVED FITTINGS*

FlexIT SK142	-03	-04	-05	-06	-08	-10	-12	-16	-20	-24	-32
1 Piece 		No-skive: K series									
2 Piece 		No-skive: B insert + SN03T ferrule									
		No-skive: B insert + SCX0T ferrule									

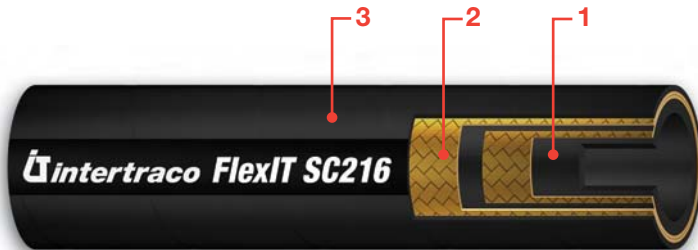
* For fittings details please make reference to Intertraco fittings catalogues.

** Please refer to our crimping chart for more detailed application data.

FlexIT SC216

TWO WIRE BRAID COMPACT HOSE

EN 857 2SC - EXCEEDS SAE 100 R16



A. Construction

- 1 - Synthetic rubber tube
- 2 - Two high tensile steel wire braids
- 3 - Synthetic rubber cover

B. Application

Hydraulic oils, both mineral and biological
Polyglycol base oils, water-oil emulsions and water

C. Temperature range

Hydraulic oils: -40°C to +100°C (-40°F to +212°F)
occasional peaks up to +125°C (+250°F)
Polyglycol base oils, water-oil emulsions and water:
up to +85°C (+185°F)

HOSE TYPE	Ø HOSE			MEDIUM REINFORCEMENT DIAMETER		MAX OUTSIDE DIAMETER		WORKING PRESSURE		BURST PRESSURE		BEND RADIUS		WEIGHT	
	DN	INCH	SIZE	[mm]	[in]	[mm]	[in]	[bar]	[psi]	[bar]	[psi]	[mm]	[in]	[kg/m]	[lb/ft]
SC216-04	6	1/4"	04	11,2	0,441	14,2	0,559	400	5800	1600	23200	51	2,01	0,28	0,19
SC216-05	8	5/16"	05	12,7	0,500	15,7	0,618	350	5000	1400	20000	57	2,24	0,33	0,22
SC216-06	10	3/8"	06	15,1	0,594	18,3	0,720	330	4800	1320	19200	63	2,48	0,42	0,28
SC216-08	12	1/2"	08	18,3	0,720	21,5	0,846	275	4000	1100	16000	88	3,46	0,52	0,35
SC216-10	16	5/8"	10	21,4	0,843	24,7	0,972	250	3600	1000	14400	100	3,94	0,61	0,41
SC216-12	19	3/4"	12	25,4	1,000	28,6	1,126	215	3100	860	12400	120	4,72	0,79	0,53
SC216-16	25	1"	16	33,4	1,315	36,6	1,441	165	2400	660	9600	150	5,91	1,10	0,74

COMPATIBILITY CHART BETWEEN THIS HOSE AND INTERTRACO APPROVED FITTINGS*

FlexIT SC216	-03	-04	-05	-06	-08	-10	-12	-16	-20	-24	-32
1 Piece 		No-skive: K series									
			No-skive: J series								
2 Piece 		No-skive: B insert + SN03T ferrule									
		No-skive: B insert + SCX0T ferrule									
		Ext-skive: B insert + S0210 ferrule									

* For fittings details please make reference to Intertraco fittings catalogues.

** Please refer to our crimping chart for more detailed application data.

FlexIT SK216

TWO WIRE BRAID COMPACT HOSE

EXCEEDS: EN 857 2SC, ALL SIZES - SAE 100 R17, SIZES 10 -12 -16



A. Construction

- 1 - Synthetic rubber tube
- 2 - Two high tensile steel wire braids
- 3 - Synthetic rubber cover MSHA flame retardant approved

B. Application

Hydraulic oils, both mineral and biological
Polyglycol base oils, water-oil emulsions and water

C. Temperature range

Hydraulic oils: -40°C to +100°C (-40°F to +212°F)
Polyglycol base oils, water-oil emulsions and water:
up to +85°C (+185°F)

HOSE TYPE	Ø HOSE			MEDIUM REINFORCEMENT DIAMETER		MAX OUTSIDE DIAMETER		WORKING PRESSURE		BURST PRESSURE		BEND RADIUS		WEIGHT	
	DN	INCH	SIZE	[mm]	[in]	[mm]	[in]	[bar]	[psi]	[bar]	[psi]	[mm]	[in]	[kg/m]	[lb/ft]
SK216-04	6	1/4"	04	11,5	0,453	13,8	0,543	450	6500	1800	26000	45	1,77	0,29	0,19
SK216-05	8	5/16"	05	13,0	0,512	15,6	0,614	420	6000	1680	24000	60	2,36	0,34	0,23
SK216-06	10	3/8"	06	15,0	0,591	17,8	0,701	385	5500	1540	22000	70	2,76	0,44	0,30
SK216-08	12	1/2"	08	18,8	0,740	21,4	0,843	345	5000	1380	20000	90	3,54	0,54	0,36
SK216-10	16	5/8"	10	21,6	0,850	24,4	0,961	290	4200	1160	16800	130	5,12	0,63	0,42
SK216-12	19	3/4"	12	25,7	1,010	28,5	1,122	280	4000	1120	16000	160	6,30	0,84	0,56
SK216-16	25	1"	16	34,1	1,341	36,6	1,441	230	3300	920	13200	240	9,45	1,35	0,91

SK216P: version with UHMPE antiabrasion cover

COMPATIBILITY CHART BETWEEN THIS HOSE AND INTERTRACO APPROVED FITTINGS*

FlexIT SK216	-03	-04	-05	-06	-08	-10	-12	-16	-20	-24	-32
1 Piece 	No-skive: K series										
	No-skive: J series										
2 Piece 	No-skive: B insert + SN03T ferrule										
	No-skive: B insert + SCX0T ferrule										
	Ext-skive: B insert + S0210 ferrule										


* For fittings details please make reference to Intertraco fittings catalogues.

** Please refer to our crimping chart for more detailed application data.

FlexIT 3T

THREE WIRE BRAID COMPACT HOSE

FORESTRY HOSE



A. Construction

- 1 - Synthetic rubber tube
- 2 - Three high tensile steel wire braids
- 3 - Synthetic rubber cover

B. Application



Hydraulic oils, both mineral and biological
Polyglycol base oils, water-oil emulsions and water

C. Temperature range

Hydraulic oils: -40°C to +100°C (-40°F to +212°F)
occasional peaks up to +125°C (+250°F)
Polyglycol base oils, water-oil emulsions and water:
up to +85°C (+185°F)

HOSE TYPE	Ø HOSE			REINFORCEMENT DIAMETER		OUTSIDE DIAMETER		WORKING PRESSURE		BURST PRESSURE		BEND RADIUS		WEIGHT	
	DN	INCH	SIZE	[mm]	[in]	[mm]	[in]	[bar]	[psi]	[bar]	[psi]	[mm]	[in]	[kg/m]	[lb/ft]
3T-06	10	3/8"	06	17,4	0,685	20,0	0,787	500	7200	2000	28800	120	4,72	0,50	0,34
3T-08	12	1/2"	08	20,8	0,819	23,2	0,913	470	6800	1880	27200	160	6,30	0,60	0,40
3T-12	19	3/4"	12	28,2	1,110	31,0	1,220	375	5400	1500	21600	260	10,24	0,85	0,57
3T-16	25	1"	16	34,5	1,358	37,5	1,476	310	4500	1240	18000	310	12,20	1,40	0,94

COMPATIBILITY CHART BETWEEN THIS HOSE AND INTERTRACO APPROVED FITTINGS*

FlexIT 3T	-03	-04	-05	-06	-08	-10	-12	-16	-20	-24	-32
1 Piece 				No-skive: J series							
2 Piece 				Ext-skive: B insert + S0420 ferrule							
				No-skive: B insert + S312T ferrule							


* For fittings details please make reference to Intertraco fittings catalogues.

** Please refer to our crimping chart for more detailed application data.

FlexIT PT

ONE WIRE BRAID HOSE

PILOT HOSE



A. Construction

- 1 - Synthetic rubber tube
- 2 - One high tensile steel wire braid
- 3 - Synthetic rubber cover, MSHA on request

B. Application



Hydraulic oils, both mineral and biological
Polyglycol base oils, water-oil emulsions and water

C. Temperature range

Hydraulic oils: -40°C to +100°C (-40°F to +212°F)
Polyglycol base oils, water-oil emulsions and water:
up to +85°C (+185°F)

HOSE TYPE	Ø HOSE			REINFORCEMENT DIAMETER		OUTSIDE DIAMETER		WORKING PRESSURE		BURST PRESSURE		BEND RADIUS		WEIGHT	
	DN	INCH	SIZE	[mm]	[in]	[mm]	[in]	[bar]	[psi]	[bar]	[psi]	[mm]	[in]	[kg/m]	[lb/ft]
PT-03	5	3/16"	03	8,7	0,343	10,5	0,413	125	1800	500	7200	20	0,79	0,12	0,08
PT-04	6	1/4"	04	9,9	0,390	11,7	0,461	125	1800	500	7200	30	1,18	0,17	0,11
PT-05	8	5/16"	05	11,7	0,461	13,5	0,531	125	1800	500	7200	40	1,57	0,19	0,13
PT-06	10	3/8"	06	13,0	0,512	14,6	0,575	125	1800	500	7200	50	1,97	0,25	0,17
PT-08	12	1/2"	08	16,2	0,638	18,0	0,709	125	1800	500	7200	60	2,36	0,31	0,21

COMPATIBILITY CHART BETWEEN THIS HOSE AND INTERTRACO APPROVED FITTINGS*

FlexIT PT	-03	-04	-05	-06	-08	-10	-12	-16	-20	-24	-32
1 Piece 	No-skive: T series										
2 Piece 	No-skive: B insert + SCX0T ferrule										
	No-skive: B insert + S00TK ferrule										


* For fittings details please make reference to Intertraco fittings catalogues.

** Please refer to our crimping chart for more detailed application data.

FlexIT R4

ONE HELICAL WIRE AND TWO TEXTILE BRAID HOSE

SAE 100 R4



A. Construction

- 1 - Synthetic rubber tube
- 2 - Helical wire between an inner and an outer textile braid
- 3 - Synthetic rubber cover

B. Application

Suction and return lines
Hydraulic oils, both mineral and biological
Polyglycol base oils, water-oil emulsions and water

C. Temperature range

Hydraulic oils: -40°C to +100°C (-40°F to +212°F)
Polyglycol base oils, water-oil emulsions and water:
up to +85°C (+185°F)

HOSE TYPE	Ø HOSE			MAX OUTSIDE DIAMETER		VACUUM		WORKING PRESSURE		BURST PRESSURE		BEND RADIUS		WEIGHT	
	DN	INCH	SIZE	[mm]	[in]	[bar]	[inHg]	[bar]	[psi]	[bar]	[psi]	[mm]	[in]	[kg/m]	[lb/ft]
SAER4-12	19	3/4"	12	32,0	1,260	0,9	28	21	300	84	1200	125	4,92	0,80	0,54
SAER4-16	25	1"	16	38,0	1,496	0,9	28	17	250	68	1000	150	5,91	0,95	0,64
SAER4-20	31	1.1/4"	20	45,0	1,772	0,9	28	14	200	56	800	200	7,87	1,15	0,77
SAER4-24	38	1.1/2"	24	52,0	2,047	0,9	28	10	150	40	600	255	10,04	1,50	1,01
SAER4-32	51	2"	32	64,0	2,520	0,9	28	7	100	28	400	300	11,81	1,80	1,21
SAER4-40	63	2.1/2"	40	77,0	3,031	0,9	28	4	62	16	248	355	13,98	2,50	1,68
SAER4-48	76	3"	48	90,0	3,543	0,9	28	4	56	16	224	460	18,11	2,90	1,95
SAER4-64	102	4"	64	120,0	4,724	0,9	28	2	35	8	140	610	24,02	4,5	3,02


* For fittings details please make reference to Intertraco fittings catalogues.

** Please refer to our crimping chart for more detailed application data.

FlexIT R5

ONE TEXTILE AND ONE WIRE BRAID HOSE

SAE 100 R5



A. Construction

- 1 - Synthetic rubber tube
- 2 - One synthetic textile and one high tensile steel wire braid
- 3 - Polyester textile braid cover

B. Application

Hydraulic oils, both mineral and biological
Polyglycol base oils, water-oil emulsions and water


C. Temperature range

Hydraulic oils: -40°C to +100°C (-40°F to +212°F)
Polyglycol base oils, water-oil emulsions and water:
up to +85°C (+185°F)

HOSE TYPE	Ø HOSE			REINFORCEMENT DIAMETER		OUTSIDE DIAMETER		WORKING PRESSURE		BURST PRESSURE		BEND RADIUS		WEIGHT	
	DN	INCH	SIZE	[mm]	[in]	[mm]	[in]	[bar]	[psi]	[bar]	[psi]	[mm]	[in]	[kg/m]	[lb/ft]
SAER5-04	5	3/16"	04	11,3	0,445	12,9	0,508	210	3000	840	12000	76	2,99	0,25	0,17
SAER5-05	6	1/4"	05	12,9	0,508	14,5	0,571	210	3000	840	12000	86	3,39	0,29	0,19
SAER5-06	8	5/16"	06	15,2	0,598	16,8	0,661	155	2250	620	9000	102	4,02	0,36	0,24
SAER5-08	10	13/32"	08	17,5	0,689	19,1	0,752	140	2000	560	8000	117	4,61	0,42	0,28
SAER5-10	12	1/2"	10	21,3	0,839	22,9	0,902	122	1750	488	7000	140	5,51	0,57	0,38
SAER5-12	16	5/8"	12	25,5	1,004	27,1	1,067	105	1500	420	6000	165	6,50	0,71	0,47
SAER5-16	22	7/8"	16	29,2	1,150	30,8	1,213	56	800	224	3200	187	7,36	0,70	0,47
SAER5-20	28	1.1/8"	20	36,0	1,417	37,6	1,480	43	625	172	2500	229	9,02	0,925	0,62
SAER5-24	35	1.3/8"	24	42,8	1,685	44,4	1,748	35	500	140	2000	267	10,51	1,15	0,77
SAER5-32	46	1.13/16"	32	54,3	2,138	56,4	2,220	24	350	96	1400	335	13,19	1,39	0,93

FlexIT R5 HT: version for high temperature with blue cover +135°C / +275°F (only for hydraulic oils)

COMPATIBILITY CHART BETWEEN THIS HOSE AND INTERTRACO APPROVED FITTINGS*

FlexIT R5	-04	-05	-06	-08	-10	-12	-16	-20	-24	-32
	5	6	8	10	12	16	22	28	35	46
	3/16"	1/4"	5/16"	13/32"	1/2"	5/8"	7/8"	1 1/8"	1 3/8"	1 13/16"
1 Piece 	R04	R05	R06	R08	R10	R12	R16	R20	R24	R32
No-skive: R series										


* For fittings details please make reference to Intertraco fittings catalogues.

** Please refer to our crimping chart for more detailed application data.

FlexIT EZ-Lock

PUSH-ON HOSE

SAE 100 R6



A. Construction

- 1 - Synthetic rubber tube
- 2 - One Synthetic Textile Braid
- 3 - Synthetic rubber Cover

B. Application




Hydraulic oils, both mineral and biological
Polyglycol base oils, water-oil emulsions and water

C. Temperature range

Hydraulic oils: -40°C to +100°C (-40°F to +212°F)
Polyglycol base oils, water-oil emulsions and water:
up to +85°C (+185°F)

HOSE TYPE	Ø HOSE			OUTSIDE DIAMETER		WORKING PRESSURE		BURST PRESSURE		BEND RADIUS		WEIGHT	
	DN	INCH	SIZE	[mm]	[in]	[bar]	[psi]	[bar]	[psi]	[mm]	[in]	[kg/m]	[lb/ft]
EZ-04	6	1/4"	04	12,3	0,484	28	400	112	1600	65	2,56	0,11	0,07
EZ-05	8	5/16"	05	13,9	0,547	28	400	112	1600	80	3,15	0,13	0,08
EZ-06	10	3/8"	06	15,5	0,610	28	400	112	1600	80	3,15	0,15	0,10
EZ-08	12	1/2"	08	19,0	0,748	28	400	112	1600	100	3,94	0,20	0,13
EZ-10	16	5/8"	10	22,6	0,890	24	350	96	1400	125	4,92	0,26	0,17
EZ-12	19	3/4"	12	25,8	1,016	21	300	84	1200	150	5,91	0,31	0,20
EZ-16	25	1"	16	33,2	1,307	9	130	36	520	170	6,69	0,46	0,31

COMPATIBILITY CHART BETWEEN THIS HOSE AND INTERTRACO APPROVED FITTINGS*

FlexIT EZ-Lock	-03	-04	-05	-06	-08	-10	-12	-16	-20	-24	-32	
1 Piece 		No-skive: T series										
2 Piece 		No-skive: B insert + S00TK ferrule										
Push Lock 		Push Lock: L series										


* For fittings details please make reference to Intertraco fittings catalogues.

** Please refer to our crimping chart for more detailed application data.

FlexIT T7

TWO TEXTILE BRAID HOSE

MEETS OR EXCEEDS EN 855 R7 AND SAE 100 R7



A. Construction

- 1 - Thermoplastic polyester tube
- 2 - Two polyester wire braids
- 3 - Black polyurethane cover

B. Application

Hydraulic oils, both mineral and biological
Polyglycol base oils, water-oil emulsions and water



C. Temperature range

Hydraulic oils: -40°C to +100°C (-40°F to +212°F)
Polyglycol base oils, water-oil emulsions, water and air: up to +65°C (+149°F)

HOSE TYPE	Ø HOSE			OUTSIDE DIAMETER		WORKING PRESSURE		BURST PRESSURE		BEND RADIUS		WEIGHT	
	DN	INCH	SIZE	[mm]	[in]	[bar]	[psi]	[bar]	[psi]	[mm]	[in]	[kg/m]	[lb/ft]
T7-03	5	3/16"	03	10,0	0,394	210	3000	840	12000	35	1,38	0,07	0,05
T7-04	6	1/4"	04	11,8	0,465	200	2900	800	11600	50	1,97	0,09	0,06
T7-05	8	5/16"	05	14,3	0,563	190	2750	760	11000	55	2,17	0,13	0,09
T7-06	10	3/8"	06	16,0	0,630	175	2500	700	10000	75	2,95	0,16	0,10
T7-08	12	1/2"	08	20,3	0,799	140	2000	560	8000	95	3,74	0,22	0,15
T7-10	16	5/8"	10	23,5	0,925	105	1500	420	6000	125	4,92	0,28	0,19
T7-12	19	3/4"	12	26,5	1,043	90	1300	360	5200	150	5,91	0,33	0,22
T7-16	25	1"	16	33,0	1,299	70	1000	280	4000	200	7,87	0,40	0,27

FlexIT T7 NC: Electrically non-conductive version with orange cover

COMPATIBILITY CHART BETWEEN THIS HOSE AND INTERTRACO APPROVED FITTINGS*

FlexIT T7	-03	-04	-05	-06	-08	-10	-12	-16	-20	-24	-32
1 Piece 	No-skive: T series										
2 Piece 	No-skive: B insert + S00TK ferrule										


* For fittings details please make reference to Intertraco fittings catalogues.

** Please refer to our crimping chart for more detailed application data.

FlexIT T14

ONE WIRE BRAID HOSE

SAE 100 R14



A. Construction

- 1 - Polytetrafluorethylene tube
- 2 - One stainless steel wire braid cover

B. Application

Petroleum base and synthetic base hydraulic fluids
Water base hydraulic fluids

C. Temperature range

-54°C to +204°C
-65°F to +400°F

HOSE TYPE	Ø HOSE			MAX OUTSIDE DIAMETER		WORKING PRESSURE		BURST PRESSURE		BEND RADIUS		WEIGHT	
	DN	INCH	SIZE	[mm]	[in]	[bar]	[psi]	[bar]	[psi]	[mm]	[in]	[kg/m]	[lb/ft]
T14-02	3	1/8"	02	5,9	0,232	275	4000	1100	16000	25	0,98	0,06	0,04
T14-03	5	3/16"	03	7,4	0,291	200	2900	800	11600	35	1,38	0,07	0,05
T14-04	6	1/4"	04	8,9	0,350	175	2500	700	10000	45	1,77	0,09	0,06
T14-05	8	5/16"	05	10,9	0,429	150	2200	600	8800	50	1,97	0,13	0,08
T14-06	10	3/8"	06	12,4	0,488	135	2000	540	8000	55	2,17	0,15	0,10
T14-08	12	1/2"	08	15,7	0,618	120	1750	480	7000	70	2,76	0,21	0,14
T14-10	16	5/8"	10	19,1	0,752	100	1450	400	5800	130	5,12	0,26	0,17
T14-12	19	3/4"	12	22,2	0,874	90	1300	360	5200	190	7,48	0,321	0,22
T14-16	25	1"	16	29,3	1,154	65	950	260	3800	270	10,63	0,45	0,30

COMPATIBILITY CHART BETWEEN THIS HOSE AND INTERTRACO APPROVED FITTINGS*

FlexIT T14	-03	-04	-05	-06	-08	-10	-12	-16	-20	-24	-32
1 Piece 	No-skive: T series										
2 Piece 	No-skive: B insert + S014T ferrule										

* For fittings details please make reference to Intertraco fittings catalogues.

** Please refer to our crimping chart for more detailed application data.

FlexIT P4

FOUR WIRE SPIRAL HOSE

EN 856 4SP



A. Construction

- 1 - Synthetic rubber tube
- 2 - Four high tensile steel wire spirals
- 3 - Synthetic rubber cover, MSHA flame retardant approved

B. Application

High pressure hydraulic system with extreme high pressure peaks for use with hydraulic oils, both mineral and biological, polyglycol base oils, water-oil emulsions and water

C. Temperature range

Hydraulic oils: -40°C to +100°C (-40°F to +212°F)
occasional peaks up to +125°C (+250°F)
Polyglycol base oils, water-oil emulsions and water:
up to +85°C (+185°F)

HOSE TYPE	Ø HOSE			REINFORCEMENT DIAMETER		OUTSIDE DIAMETER		WORKING PRESSURE		BURST PRESSURE		BEND RADIUS		WEIGHT	
	DN	INCH	SIZE	[mm]	[in]	[mm]	[in]	[bar]	[psi]	[bar]	[psi]	[mm]	[in]	[kg/m]	[lb/ft]
P4-04	6	1/4"	04	14,6	0,575	17,0	0,669	450	6500	1800	26000	150	5,91	0,57	0,38
P4-06	10	3/8"	06	17,5	0,689	21,2	0,835	445	6500	1780	26000	180	7,09	0,77	0,51
P4-08	12	1/2"	08	20,2	0,795	24,4	0,961	415	6000	1660	24000	230	9,06	0,91	0,61
P4-10	16	5/8"	10	23,8	0,937	28,0	1,102	350	5000	1400	20000	250	9,84	1,09	0,73
P4-12	19	3/4"	12	28,2	1,110	32,0	1,260	350	5000	1400	20000	300	11,81	1,55	1,04
P4-16	25	1"	16	35,3	1,390	39,1	1,539	280	4000	1120	16000	340	13,39	1,97	1,32

COMPATIBILITY CHART BETWEEN THIS HOSE AND INTERTRACO APPROVED FITTINGS*

FlexIT P4	-04	-06	-08	-10	-12	-16	-20	-24	-32
1 Piece 					Ext-skive: X series				
2 Piece 	Ext-skive: B insert + S0420 ferrule								

* For fittings details please make reference to Intertraco fittings catalogues.

** Please refer to our crimping chart for more detailed application data.

FlexIT H4

FOUR WIRE SPIRAL HOSE

EN 856 4SH



A. Construction

- 1 - Synthetic rubber tube
- 2 - Four high tensile steel wire spirals
- 3 - Synthetic rubber cover, MSHA flame retardant approved

B. Application

High pressure hydraulic system with extreme high pressure peaks for use with hydraulic oils, both mineral and biological, polyglycol base oils, water-oil emulsions and water

C. Temperature range

Hydraulic oils: -40°C to +100°C (-40°F to +212°F)
occasional peaks up to +125°C (+250°F)
Polyglycol base oils, water-oil emulsions and water:
up to +85°C (+185°F)

HOSE TYPE	Ø HOSE			REINFORCEMENT DIAMETER		OUTSIDE DIAMETER		WORKING PRESSURE		BURST PRESSURE		BEND RADIUS		WEIGHT	
	DN	INCH	SIZE	[mm]	[in]	[mm]	[in]	[bar]	[psi]	[bar]	[psi]	[mm]	[in]	[kg/m]	[lb/ft]
H4-12	19	3/4"	12	28,4	1,118	32,2	1,268	420	6000	1680	24000	280	11,02	1,45	0,97
H4-16	25	1"	16	35,2	1,386	38,7	1,524	380	5500	1520	22000	340	13,39	2,14	1,44
H4-20	31	1.1/4"	20	41,9	1,650	45,5	1,791	350	5000	1400	20000	460	18,11	2,51	1,69
H4-24	38	1.1/2"	24	48,8	1,921	53,5	2,106	300	4350	1200	17400	560	22,05	3,26	2,19
H4-32	51	2"	32	63,2	2,488	68,1	2,681	250	3600	1000	14400	700	27,56	4,73	3,18

COMPATIBILITY CHART BETWEEN THIS HOSE AND INTERTRACO APPROVED FITTINGS*


FlexIT H4	-04	-06	-08	-10	-12	-16	-20	-24	-32
1 Piece 						No-skive: J -series			
						Ext-skive: X series			
2 Piece 						Ext-skive: B insert + S0420 ferrule			
Interlock 						Interlock: I insert + S004I ferrule			

* For fittings details please make reference to Intertraco fittings catalogues.

** Please refer to our crimping chart for more detailed application data.

FlexIT SHP

EN 856 4SP - EXCEEDS SAE 100 R12



A. Construction

- 1 - Synthetic rubber tube
- 2 - Four high tensile steel wire spirals
- 3 - Synthetic rubber cover, MSHA flame retardant approved

B. Application

High pressure hydraulic system with extreme high pressure peaks for use with hydraulic oils, both mineral and biological, polyglycol base oils, water-oil emulsions and water

C. Temperature range

Hydraulic oils: -40°C to +100°C (-40°F to +212°F)
occasional peaks up to +125°C (+250°F)
Polyglycol base oils, water-oil emulsions and water: up to +85°C (+185°F)

HOSE TYPE	Ø HOSE			REINFORCEMENT DIAMETER		OUTSIDE DIAMETER		WORKING PRESSURE		BURST PRESSURE		BEND RADIUS		WEIGHT	
	DN	INCH	SIZE	[mm]	[in]	[mm]	[in]	[bar]	[psi]	[bar]	[psi]	[mm]	[in]	[kg/m]	[lb/ft]
SHP-06	10	3/8"	06	17,5	0,689	19,5	0,768	450	6500	1800	26000	180	7,09	0,69	0,46
SHP-08	12	1/2"	08	20,3	0,799	22,3	0,878	420	6000	1680	24000	230	9,06	0,80	0,54
SHP-10	16	5/8"	10	23,8	0,937	25,8	1,016	350	5000	1400	20000	250	9,84	0,96	0,64
SHP-12	19	3/4"	12	28,2	1,110	30,2	1,189	350	5000	1400	20000	300	11,81	1,42	0,95
SHP-16	25	1"	16	35,1	1,382	37,3	1,469	280	4000	1120	16000	300	11,81	1,85	1,24

COMPATIBILITY CHART BETWEEN THIS HOSE AND INTERTRACO APPROVED FITTINGS*

FlexIT SHP	-04	-06	-08	-10	-12	-16	-20	-24	-32
1 Piece 		No-skive: J series							
					Ext-skive: X series				
2 Piece 		No-skive: B insert + S312T series							
		Ext-skive: B insert + S0420 series							

* For fittings details please make reference to Intertraco fittings catalogues.

** Please refer to our crimping chart for more detailed application data.

FlexIT S12

FOUR WIRE SPIRAL HOSE

MEETS OR EXCEEDS SAE 100 R12



A. Construction

- 1 - Synthetic rubber tube
- 2 - Four high tensile steel wire spirals
- 3 - Synthetic rubber cover, MSHA flame retardant approved

B. Application

High pressure hydraulic system for use with hydraulic oils, both mineral and biological, polyglycol base oils, water-oil emulsions and water

C. Temperature range

Hydraulic oils: -40°C to +121°C (-40°F to +250°F)
occasional peaks up to +125°C (+257°F)
Polyglycol base oils, water-oil emulsions and water:
up to +85°C (+185°F)

HOSE TYPE	Ø HOSE			REINFORCEMENT DIAMETER		OUTSIDE DIAMETER		WORKING PRESSURE		BURST PRESSURE		BEND RADIUS		WEIGHT	
	DN	INCH	SIZE	[mm]	[in]	[mm]	[in]	[bar]	[psi]	[bar]	[psi]	[mm]	[in]	[kg/m]	[lb/ft]
S12-06	10	3/8"	06	17,2	0,677	20,3	0,799	280	4000	1120	16000	125	4,92	0,70	0,47
S12-08	12	1/2"	08	20,7	0,815	23,8	0,937	280	4000	1120	16000	180	7,09	0,84	0,56
S12-10	16	5/8"	10	24,6	0,969	27,4	1,079	280	4000	1120	16000	200	7,87	1,10	0,74
S12-12	19	3/4"	12	27,7	1,091	30,7	1,209	280	4000	1120	16000	240	9,45	1,33	0,89
S12-16	25	1"	16	34,9	1,374	38,0	1,496	280	4000	1120	16000	300	11,81	1,85	1,24
S12-20	31	1.1/4"	20	43,6	1,717	45,8	1,803	210	3000	840	12000	420	16,54	2,53	1,70
S12-24	38	1.1/2"	24	50,1	1,972	52,3	2,059	210	3000	840	12000	500	19,69	2,96	1,99
S12-32	51	2"	32	63,6	2,504	66,7	2,626	210	3000	840	12000	630	24,80	4,30	2,89

COMPATIBILITY CHART BETWEEN THIS HOSE AND INTERTRACO APPROVED FITTINGS*

FlexIT S12	-04	-06	-08	-10	-12	-16	-20	-24	-32
1 Piece 	No-skive: J series								
	Ext-skive: X series								
2 Piece 	No-skive: B insert + S312T series								
	Ext-skive: B insert + S0420 series								

* For fittings details please make reference to Intertraco fittings catalogues.

** Please refer to our crimping chart for more detailed application data.

FlexIT 5000

FOUR OR SIX WIRE SPIRAL HOSE

EN 856 R13 - SAE 100 R13



A. Construction

- 1 - Synthetic rubber tube
- 2 - Four high tensile steel wire spirals for sizes 12 and 16 and six high tensile steel wire spirals for other sizes
- 3 - Synthetic rubber cover, MSHA flame retardant approved

B. Application

High pressure hydraulic system with extreme high pressure peaks for use with hydraulic oils, both mineral and biological, polyglycol base oils, water-oil emulsions and water

C. Temperature range

Hydraulic oils: -40°C to +121°C (-40°F to +250°F)
occasional peaks up to +125°C (+257°F)
Polyglycol base oils, water-oil emulsions and water: up to +85°C (+185°F)

HOSE TYPE	Ø HOSE			REINFORCEMENT DIAMETER		OUTSIDE DIAMETER		WORKING PRESSURE		BURST PRESSURE		BEND RADIUS		WEIGHT	
	DN	INCH	SIZE	[mm]	[in]	[mm]	[in]	[bar]	[psi]	[bar]	[psi]	[mm]	[in]	[kg/m]	[lb/ft]
FlexIT 5000-12	19	3/4"	12	29,0	1,142	32,1	1,264	350	5000	1400	20000	241	9,49	1,60	1,08
FlexIT 5000-16	25	1"	16	35,1	1,382	38,4	1,512	350	5000	1400	20000	300	11,81	2,13	1,43
FlexIT 5000-20	31	1.1/4"	20	46,8	1,843	49,8	1,961	350	5000	1400	20000	420	16,54	4,40	2,96
FlexIT 5000-24	38	1.1/2"	24	54,3	2,138	57,3	2,256	350	5000	1400	20000	500	19,69	4,80	3,23
FlexIT 5000-32	51	2"	32	68,1	2,681	71,1	2,799	350	5000	1400	20000	635	25,00	7,20	4,84

COMPATIBILITY CHART BETWEEN THIS HOSE AND INTERTRACO APPROVED FITTINGS*

FlexIT 5000	-04	-06	-08	-10	-12	-16	-20	-24	-32
1 Piece 							No-skive: H series		
							Ext-skive: X series		
Interlock 						Interlock: I insert + S004I ferrule	Interlock: I insert + S006I ferrule		


* For fittings details please make reference to Intertraco fittings catalogues.

** Please refer to our crimping chart for more detailed application data.

FlexIT 6000

FOUR OR SIX WIRE SPIRAL HOSE

SAE 100 R15 - EXCEEDS SAE 100 R13



A. Construction

- 1 - Synthetic rubber tube
- 2 - Four high tensile steel wire spirals for size 12 and 16 and six high tensile steel wire spirals for other sizes
- 3 - Synthetic rubber cover, MSHA flame retardant approved

B. Application



High pressure hydraulic system with extreme high pressure peaks for use with hydraulic oils, both mineral and biological, polyglycol base oils, water-oil emulsions and water

C. Temperature range

Hydraulic oils: -40°C to +121°C (-40°F to +250°F)
occasional peaks up to +125°C (+257°F)
Polyglycol base oils, water-oil emulsions and water: up to +85°C (+185°F)

HOSE TYPE	Ø HOSE			REINFORCEMENT DIAMETER		OUTSIDE DIAMETER		WORKING PRESSURE		BURST PRESSURE		BEND RADIUS		WEIGHT	
	DN	INCH	SIZE	[mm]	[in]	[mm]	[in]	[bar]	[psi]	[bar]	[psi]	[mm]	[in]	[kg/m]	[lb/ft]
FlexIT 6000-12	19	3/4"	12	28,1	1,106	30,7	1,209	420	6000	1680	24000	280	11,02	1,50	1,01
FlexIT 6000-16	25	1"	16	35,2	1,386	38,3	1,508	420	6000	1680	24000	340	13,39	2,00	1,34
FlexIT 6000-20	31	1.1/4"	20	46,8	1,843	49,4	1,945	420	6000	1680	24000	420	16,54	3,48	2,34
FlexIT 6000-24	38	1.1/2"	24	53,4	2,102	57,3	2,256	420	6000	1680	24000	510	20,08	4,63	3,11
FlexIT 6000-32	51	2"	32	67,3	2,650	71,7	2,823	420	6000	1680	24000	630	24,80	6,70	4,50

COMPATIBILITY CHART BETWEEN THIS HOSE AND INTERTRACO APPROVED FITTINGS*

FlexIT 6000	-04	-06	-08	-10	-12	-16	-20	-24	-32
1 Piece 						Ext-skive: X series			
Interlock 						Interlock: I insert + S004I ferrule	Interlock: I insert + S006I ferrule		Interlock: Z + SZ06I

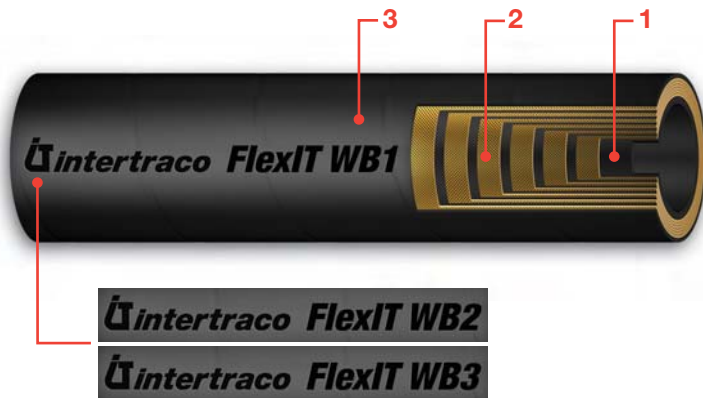
* For fittings details please make reference to Intertraco fittings catalogues.

** Please refer to our crimping chart for more detailed application data.

FlexIT WB

FOUR OR SIX WIRE SPIRAL HOSE

WATERBLAST HOSE



A. Construction

- 1 - Synthetic rubber tube
- 2 - Four high tensile steel wire spirals for all sizes except for six high tensile steel wire spiral for WB3-08 and WB3-12 hoses
- 3 - Synthetic rubber cover

B. Application

Very high constant pressure hose for water and water emulsions scaling systems

C. Temperature range

-40°C to +80°C (-40°F to +176°F)

HOSE TYPE	Ø HOSE			REINFORCEMENT DIAMETER		OUTSIDE DIAMETER		WORKING PRESSURE		BURST PRESSURE		BEND RADIUS		WEIGHT	
	DN	INCH	SIZE	[mm]	[in]	[mm]	[in]	[bar]	[psi]	[bar]	[psi]	[mm]	[in]	[kg/m]	[lb/ft]
WB1-04	6	1/4"	04	14,7	0,579	17,9	0,705	800	11500	2000	28750	125	4,92	0,61	0,41
WB1-06	10	3/8"	06	17,5	0,689	21,2	0,835	800	11500	2000	28750	155	6,10	0,78	0,52
WB1-08	12	1/2"	08	20,2	0,795	24,4	0,961	800	11500	2000	28750	200	7,87	0,91	0,61
WB1-12	19	3/4"	12	28,2	1,110	32,0	1,260	700	10000	1750	25000	250	9,84	1,54	1,03
WB1-16	25	1"	16	35,1	1,382	38,4	1,512	700	10000	1750	25000	300	11,81	2,13	1,43
WB2-04	6	1/4"	04	14,6	0,575	17,8	0,701	1250	18000	3125	45000	200	7,87	0,46	0,31
WB2-06	10	3/8"	06	18,1	0,713	20,8	0,819	1250	18000	3125	45000	230	9,06	0,90	0,60
WB2-08	12	1/2"	08	22,2	0,874	24,6	0,969	1100	16000	2750	40000	230	9,06	1,24	0,83
WB2-12	19	3/4"	12	29,0	1,142	32,0	1,260	1000	14500	2500	36250	250	9,84	1,87	1,26
WB3-04	6	1/4"	04	15,4	0,606	18,4	0,724	1400	20000	3500	50000	125	4,92	0,49	0,33
WB3-06	10	3/8"	06	19,2	0,756	22,2	0,874	1400	20000	3500	50000	150	5,91	0,71	0,48
WB3-08	12	1/2"	08	25,9	1,020	29,0	1,142	1450	21000	3625	52500	250	9,84	1,87	1,25
WB3-12	19	3/4"	12	32,4	1,276	34,0	1,339	1350	19500	3375	48750	300	11,81	2,14	1,44

COMPATIBILITY CHART BETWEEN THIS HOSE AND INTERTRACO APPROVED FITTINGS*

FlexIT WB		-04	-06	-08	-10	-12	-16
Waterblast 	WB1	Waterblast: W insert + WS4 ferrule					
	WB2	Waterblast: W insert + WS4 ferrule					
	WB3	Waterblast: W insert + WS6 ferrule					

* For fittings details please make reference to Intertraco fittings catalogues.

** Please refer to our crimping chart for more detailed application data.

Precautions

1. Protection against damage and other troubles

Avoid using the hose assembly beyond the scope of its specifications. It may cause serious problems such as an early burst or leakage. For safe application, note the following instructions:

- **Do not touch the hose and the coupling under pressure.**

Should a hose or a coupling break, it may cause severe injuries, such as burn or destruction of your organs. Apply plastic cover for protection, unless the contact with them can be avoidable.

- **Use a hose under the maximum working pressure.**

The use over the maximum working pressure may lead to burst of a hose or a coupling come-off. Follow the maximum working pressure guided in its specification.

- **Do not hurt the hose.**

To protect hose assemblies from excessive wear caused by sharp objects or abrasive materials, use open wound or flat armor spring guards.

- **Avoid using a hose with a twist or a pull.**

Should the twisted or pulled hose be applied with a pressure, the hose, particularly the hose end, may possibly suffer a break. If it is unavoidable, be sure to use a swivel joint.

- **Avoid using a hose with a sharp bend.**

The use of a hose with a sharp bend may cause an early break or other unexpected troubles. Utilize proper adapters or spring guards to avoid excessive bending.

- **Do not be electrified.**

Electrifying a hose may lead to a break of the hose or an electric shock.

- **Tighten the recommended torque.**

When a hose is connected to machine, be sure to apply the recommended torque.

- **Apply the appropriate fluid.**

The use of the inappropriate fluid will deteriorate the inner tube or the reinforcement, which will lead to burst of a hose or a coupling come-off.

- **Keep the minimum bending radius.**

When the hose is bent smaller than the minimum bending radius, it may cause early burst.

- **Do not put the external force such as excessive impulse.**

Under the excessive external force, the service will decline.

- **Keep the temperature range.**

The use of a hose over the temperature range will lead to burst or problems around the coupling, such as leakage, or come-off.

- **Do not put the excessive negative pressure.**

Under the excessive negative pressure, the inner tube will scrape, which will lead to leakage.

- **Do not put into the water or any other liquid.**

In water, the hose undergoes external pressure, which will reduce the service life of a hose.

- **Remove the air inside.**

The air left inside may cause the scrape of inner tube, which will lead to leakage.

- **Keep the minimum exposed hose length.**

To acquire the service life of the hose, keep at least the minimum exposed hose length.

- **Do not fix or remodel a hose.**

The fixed or remodeled hose does not show the service life of the specification.

2. Maintenance inspection

At the inception, be sure that none of the following can be found.

- Damage of a hose
- Swelling of a hose
- Exposure of a Reinforcement
- Transformation (ex. sharp bending)

3. Storage

- Avoid direct rays of the sun, noxious gasses, oils and chemicals.
- Store in dry place at temperature range of -10°C to +40°C

Selecting Hose Size by Flow Capacity

Flow capacity nomogram

Flow capacities of Intertraco hose at recommended flow velocities

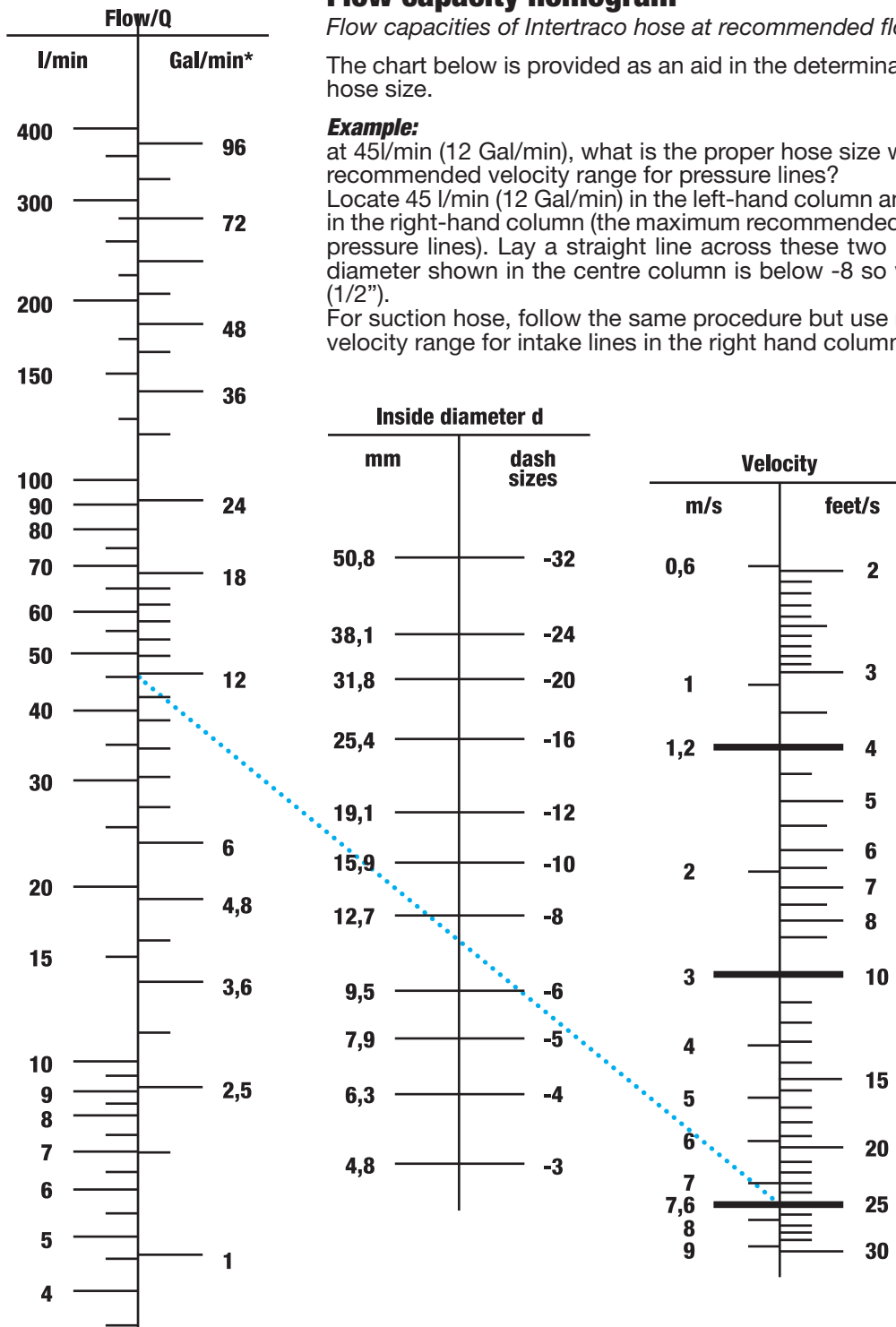
The chart below is provided as an aid in the determination of the correct hose size.

Example:

at 45l/min (12 Gal/min), what is the proper hose size within the recommended velocity range for pressure lines?

Locate 45 l/min (12 Gal/min) in the left-hand column and 7,6 m/s (25 ft/s) in the right-hand column (the maximum recommended velocity range for pressure lines). Lay a straight line across these two points. The inside diameter shown in the centre column is below -8 so we have to use -8 (1/2").

For suction hose, follow the same procedure but use recommended velocity range for intake lines in the right hand column.



Q = flow in liter per minute or US Gallons per minute **V** = velocity in meter per seconds or feet per seconds
d = hose inside diameter (mm /dash size)

* Gallons are US gallons - Conversion rate: Gal/min x 3,785=l/min - feet/s x 0,3048=m/s

** Recommended velocities are according to hydraulic fluids of maximum viscosity 315 S.S.U. at 38°C (100°F) working at room temperatures within 18°C (65°F) and 68°C (155°F).

Chemical Compatibility Chart For FlexIT Rubber Hoses

FLUID	CHEMICAL RESISTANCE*
Acetic acid, glacial	G
Acetic acid, less than 10%	G
Acetic acid, over 10%	F
Acetic anhydride	F
Acetone	L
Acetylene	F
Air (under 20 bar)	H
Aluminum chloride	-
Aluminum sulphate	-
Ammonia gas, cold	L
Ammonia gas, hot	F
Ammonia aqueous	F
Ammonium chloride	-
Ammonium hydroxide	G
Ammonium nitrate	-
Ammonium sulphate	-
Amyl acetate	L
Amyl alcohol	-
Aniline	L
Asphalt	F
Barium chloride	-
Benzene	L
Benzine	G
Boric acid	H
Brake oil, dot 3	F
Brake oil, dot 4	F
Brake oil, dot 5	G
Bromine	L
Butane	F
Butyl acetate	L
Butyl alcohol	-
Calcium chloride	-
Calcium hydroxide	G
Calcium hypochlorite	-
Carbon dioxide	H
Carbon disulphide	L

FLUID	CHEMICAL RESISTANCE*
Carbon tetrachloride	L
Carbonic acid	-
Carbonic acid, phenol	-
Chlorine gas, dry	F
Chlorine gas, wet	L
Chloroform	L
Chlorosulfonic acid	L
Chromic acid	L
Citric acid	G
Copper chloride	-
Cottonseed oil	G
Creosote oil	-
Cresol	F
Cyclohexane	F
Ether	H
ETHL acetate	L
ETHL alcohol	H
ETHL chloride	-
Ethylene cellulose	G
Ethylene dichloride	-
Ethylene glycol	H
Ferric chloride	-
Ferric sulphate	-
Formaldehyde	F
Formic acid	G
Fuels oils	-
Furfural	F
Glycerin	H
Grease, petro	H
Heavy water	H
Heptane	L
Hexane	L
Hydraulic oil, chlorine base	L
Hydraulic oil, ordinary petro	H
Hydraulic oil, phosphate ester	L
Hydraulic oil, sodium silicate base	G

*Chemical Compatibility Chart For FlexIT Rubber Hoses

H: High, **G:** Good, **F:** Fair, **L:** Low, application not recommended or permitted.

Chemical Compatibility Chart For FlexIT Rubber Hoses

FLUID	CHEMICAL RESISTANCE*	FLUID	CHEMICAL RESISTANCE*
Hydraulic oil, water glycol	F	Phosphoric acid	G
Hydraulic oil water & oil emulsion	F	Picric acid	-
Hydrobromic acid	-	Potassium chloride	-
Hydrocyanic acid	G	Potassium hydroxide	G
Hydrofluoric acid, cold	-	Potassium sulphate	-
Hydrofluoric acid, hot	-	Salt water	H
Hydrogen	F	Silicone oils	-
Hydrogen peroxide, concentrated	-	Soap solutions	F
Hydrogen peroxide, diluted	-	Sodium carbonate	H
Hydrogen sulphide, dry	F	Sodium hydroxide	-
Hydrogen sulphide, wet	G	Sodium hypochlorite	-
Kerosene	G	Sodium nitrate	-
Laquer	L	Sodium peroxide	F
Latic acid	F	Sodium silicate	H
Light oil	G	Soybean oil	-
Liquified petroleum gas	G	Steam	L
Lubricating oils, petro base	H	Steric acid, botanical	-
Magnesium chloride	-	Sulphur	F
Magnesium hydroxide	G	Sulphur chloride	-
Mercuric chloride	G	Sulphuric acid, 10%, cold	G
Mercury	H	Sulphuric acid, 10%, hot	G
Methyl alcohol	-	Sulphuric acid, 75%, cold	L
Methyl chloride	-	Sulphuric acid, 75%, hot	L
Methyl ethyl ketone	-	Sulphuric acid, 95%, cold	L
Mineral oils	H	Sulphuric acid, 95%, hot	L
Naphtalene	F	Tannic acid	G
Naphta	G	Tar	-
Nickel chloride	-	Tartaric acid	-
Nitric acid, 10%	F	Toluene	L
Nitric acid, 70%	L	Trichlorethylene	L
Nitrobenzene	-	Turpentine oil	-
Nitrogen/argon	H	Varnish	L
Oleic acid	G	Water, normal temp	H
Oxalic acid	-	Zinc chloride	-
Oxygen	F	Zinc sulphate	-
Perchloroethylene	-		

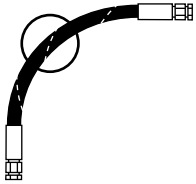
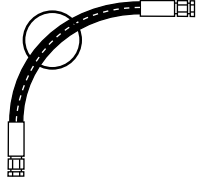
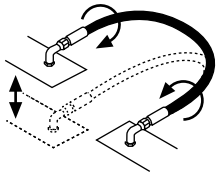
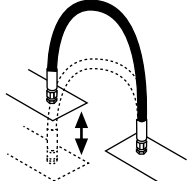
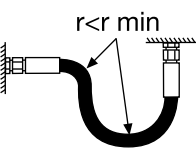
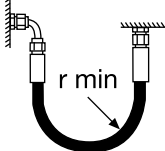
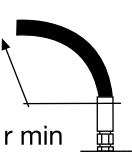
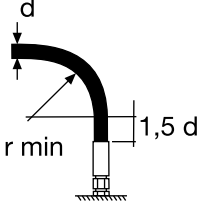


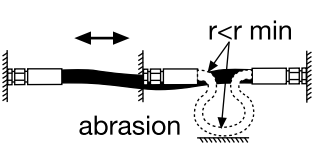
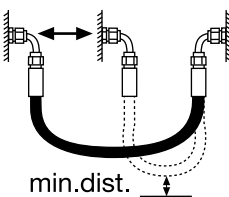

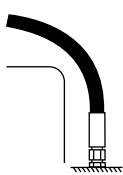

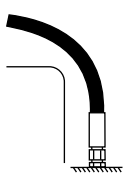
*Chemical Compatibility Chart For FlexIT Rubber Hoses

H: High, **G:** Good, **F:** Fair, **L:** Low, application not recommended or permitted.

Correct Hose Assembly Installation

NO - Wrong Use

YES - Correct Use

	<p>Avoid twisting the assembly. Were moving parts can cause twisting take care to avoid this by correct installation.</p>	
		
	<p>Use proper fittings to avoid tight bend radius. Do not begin to bend closer than 1,5 time "d" to the ferrule.</p>	
		
	<p>Avoid contact with objects that can cause abrasion or damage. On moving applications, pay particular attention when specifying hose lenght to avoid tensile stress or abrasion.</p>	
		
	<p>Avoid contact with objects that can cause abrasion or damage. On moving applications, pay particular attention when specifying hose lenght to avoid tensile stress or abrasion.</p>	
		

For detailed informations about the recommendeds practices for Hydraulic Hose Assemblies, please refer to SAEJ1273 standard.



 **intertraco**

Intertraco (Italia) S.p.A.

Via E. Amaldi, 1/A-B
I-46029 SUZZARA (MN)-ITALY
P.O. Box N°7/C
Tel. +39 0376 539 711
Fax +39 0376 521 722
e-mail info@intertraco.it

www.intertraco.it